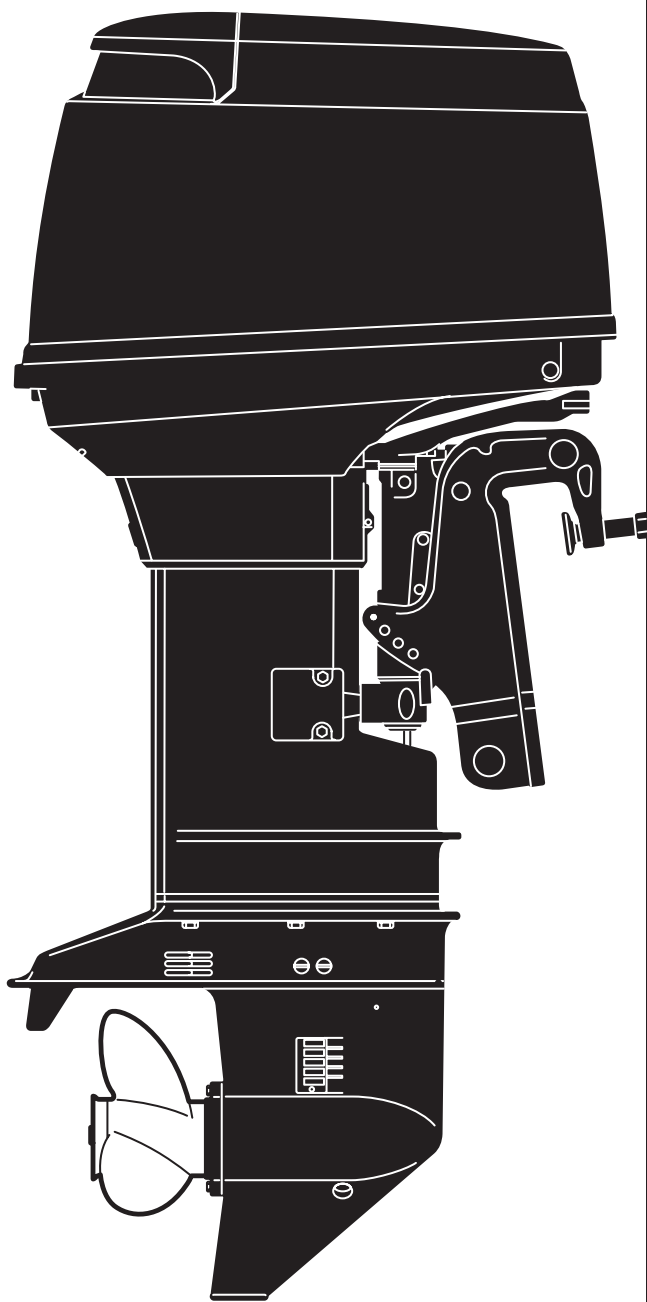


PARTS CATALOG

 TOHATSU



**MD 40B2
50B2**

000001AX

**OB NO.002-21048-2
1009**

HOW TO USE THIS PARTS CATALOG

1. This Parts Catalog provides information available as of the end of January, 2010.
2. Please keep the Parts Catalog updated each time when receiving the Service Bulletin describing the addition, abolition and/or change of parts.
3. Actual shapes of parts may be different from the illustrations shown in this Parts Catalog because they are described only as a guide for searching parts.
4. One illustration is given more than one article number. Please confirm the sub-number and applicable model before ordering parts.

Ref. No.	Part No.	Description	Applicable model			Remarks
			D3082	D4082	D5082	
7-17	C8-05221-0	Throttle Limiter Rod 3.5-56	1	1	1	for "F" Type
7-18	C8-05223-0	Rod Snap B 3.5-4	2	2	2	for "F" Type
7-19	1 GF-10100-0	Throttle Body A'ssy			1	50ps mark 3GF
7-19	2 GG-10100-0	Throttle Body A'ssy		1		40ps mark 3GG
7-19	3 GM-10100-0	Throttle Body A'ssy	1			30ps mark 3GM
② ③	T5-63718-0	Throttle Cam	1	1	1	

① Different specification
② Illustration position number
③ Fig. No.

5. Given mark in (*) to part number shows assembly or kit part.

6. Marks in this Parts Catalog show.

STD : Standard	OPT : Optional Parts
O/S : Over size	Ass'y : Assembly
AR : As required	EU : European Union

7. Attention to order

Please order painted parts in accordance with following.

The parts that fourth figure of the parts number is (B), (Q) have painted. Present coloring of power head is black (B) and lower unit is aqua marine blue (Q).

[Example]

Engine Short Block Kit
3GFB87090-1

B: Black

Lower Unit Assy (L)
3T5Q87302-3

Q: Aquamarine Blue

8. About dimensional identification of bolts, nuts and washers.

Bolt ○○○○○○ - ○○○○
Length below neck
Diameter

Nuts & Washers ○○○○○○ - ○○○○
Diameter

9. Hose, that is a standard part, is replaced with long hose.

CONTENTS

Fig. 1	<u>CYLINDER & CRANK CASE</u>	1
Fig. 2	<u>PISTON & CRANKSHAFT</u>	5
Fig. 3	<u>AIR CHAMBER (AIR BOX)</u>	7
Fig. 4	<u>AIR RAIL</u>	9
Fig. 5	<u>AIR COMPRESSOR</u>	13
Fig. 6	<u>FFP ASS'Y</u>	17
Fig. 7	<u>THROTTLE</u>	19
Fig. 8	<u>VAPOR SEPARATOR & FUEL LINE</u>	23
Fig. 9	<u>MAGNETO</u>	27
Fig. 10	<u>ELECTRIC PARTS (ECU & DIAGRAM)</u>	29
Fig. 11	<u>ELECTRIC PARTS (STARTER MOTOR)</u>	33
Fig. 12	<u>OIL PUMP</u>	37
Fig. 13	<u>DRIVE SHAFT HOUSING</u>	41
Fig. 14	<u>GEAR CASE (DRIVE SHAFT)</u>	45
Fig. 15	<u>GEAR CASE (DRIVE SHAFT) (MWD50, Big Foot)</u>	49
Fig. 16	<u>GEAR CASE (PROPELLER SHAFT)</u>	53
Fig. 17	<u>GEAR CASE (PROPELLER SHAFT) (MWD50, Big Foot)</u>	57
Fig. 18	<u>BRACKET (1) MANUAL TILT</u>	61
Fig. 19	<u>MANUAL TILT (M Type)</u>	65
Fig. 20	<u>BRACKET (2) POWER TRIM & TILT</u>	67
Fig. 21	<u>POWER TRIM & TILT</u>	73
Fig. 22	<u>TILLER HANDLE (F Type)</u>	75
Fig. 23	<u>SWITCH BOX (F Type)</u>	79
Fig. 24	<u>BOTTOM COWL (MOTOR COVER LOWER)</u>	81

Fig. 25	<u>SHIFT</u>	85
Fig. 26	<u>TOP COWL (MOTOR COVER UPPER)</u>	89
Fig. 27	<u>SEPARATE FUEL TANK</u>	91
Fig. 28	<u>COMPONENT PARTS OF REMOTE CONTROL BOX</u>	93
Fig. 29	<u>COMPONENT PARTS OF REMOTE CONTROL BOX (ELECTRICAL PARTS)</u>	97
Fig. 30	<u>ACCESSORIES</u>	99
Fig. 31	<u>OPTIONAL PARTS (1)</u>	103
Fig. 32	<u>OPTIONAL PARTS (2)</u>	107
Fig. 33	<u>OPTIONAL PARTS (3)</u>	109
Fig. 34	<u>ASSEMBLY • KIT</u>	111
Fig. 35	<u>RIGGING • KIT</u>	113
	<u>INDEX</u>	123
	<u>INDEX (Parts Number)</u>	129

Fig. 1 CYLINDER & CRANK CASE

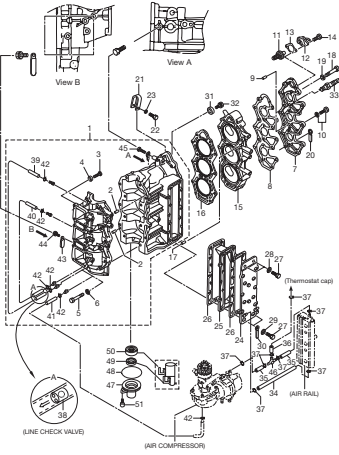


Fig. 2 PISTON & CRANKSHAFT

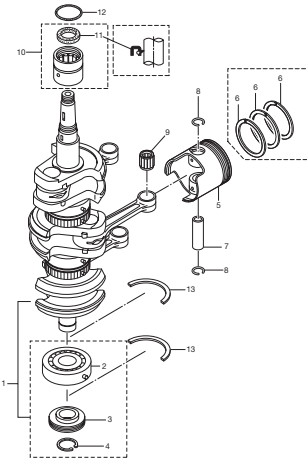


Fig. 3 AIR CHAMBER (AIR BOX)

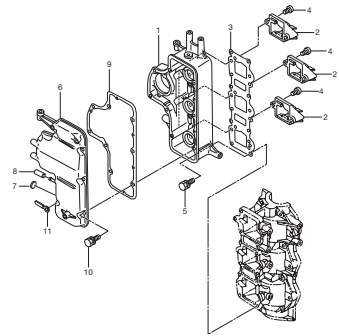


Fig. 4 AIR RAIL

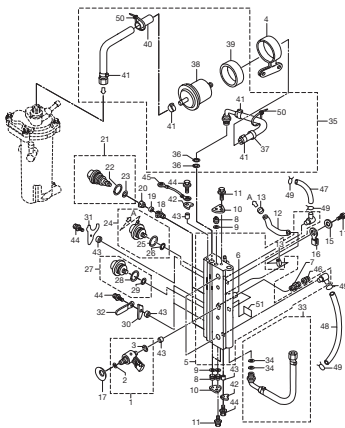


Fig. 5 AIR COMPRESSOR

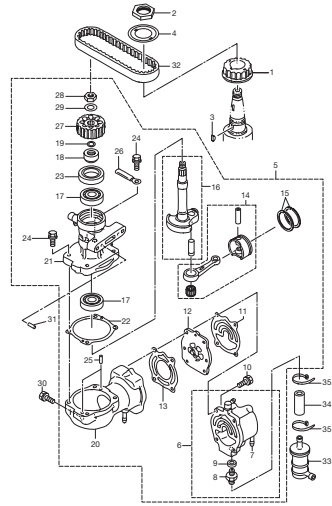


Fig. 6 FFP ASS'Y

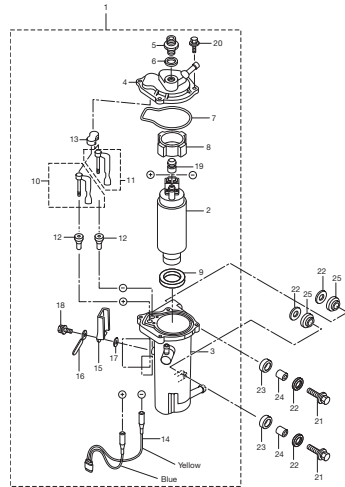


Fig. 7 THROTTLE

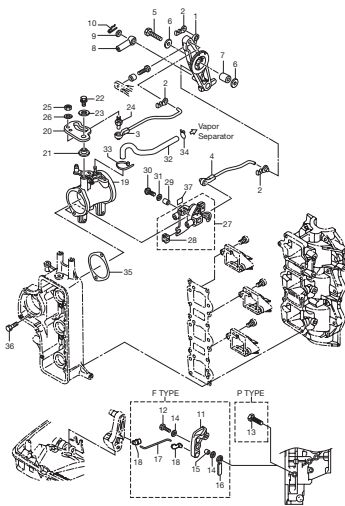


Fig. 8 VAPOR SEPARATOR & FUEL LINE

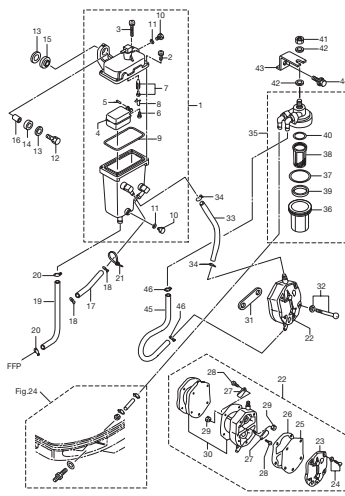


Fig. 9 MAGNETO

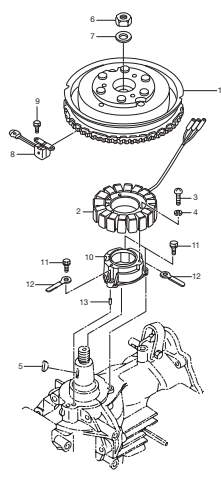


Fig. 10 ELECTRIC PARTS (ECU & DIAGRAM)

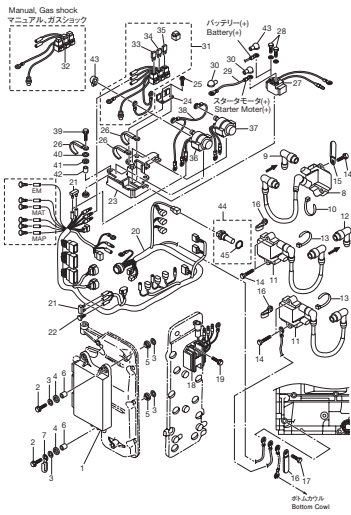


Fig. 11 ELECTRIC PARTS (STARTER MOTOR)

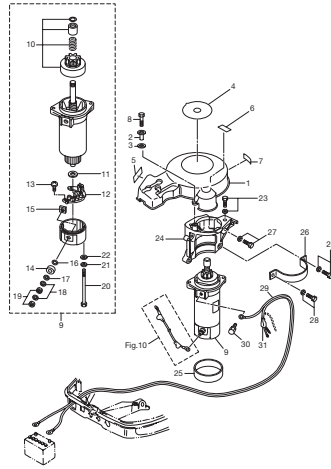


Fig. 12 OIL PUMP

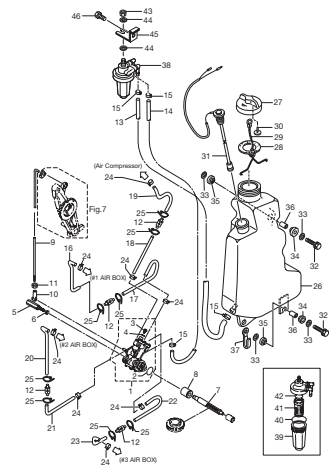


Fig. 13 DRIVE SHAFT HOUSING

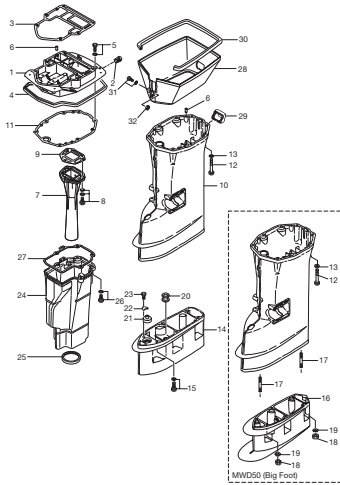


Fig. 14 GEAR CASE (DRIVE SHAFT)

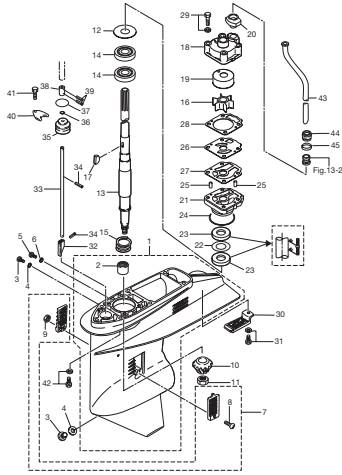


Fig. 15 GEAR CASE (PROPELLER SHAFT) (MWD50, Big Foot)

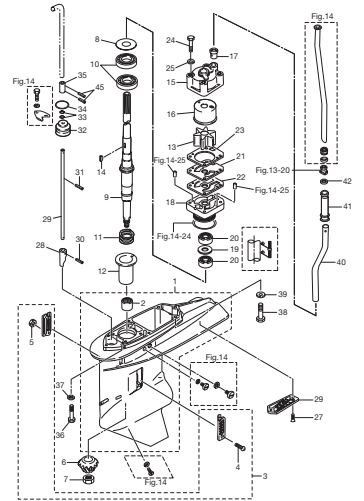


Fig. 16 GEAR CASE (PROPELLER SHAFT)

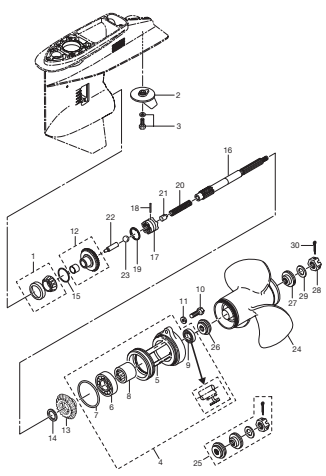


Fig. 17 GEAR CASE (PROPELLER SHAFT) (MWD50, Big Foot)

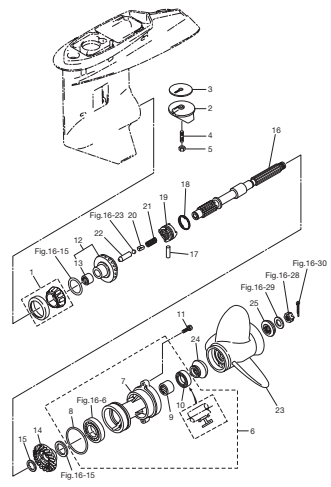


Fig. 18 BRACKET (1) MANUAL TILT

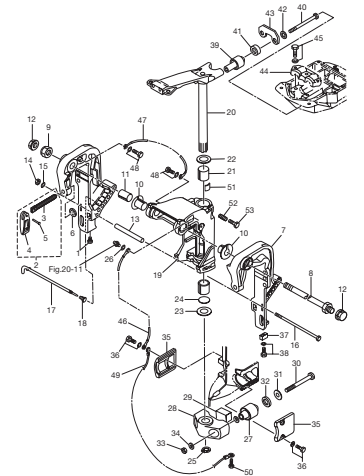


Fig. 19 MANUAL TILT (M Type)

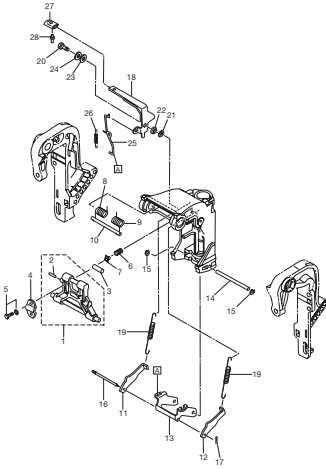


Fig. 20 BRACKET (2) POWER TRIM & TILT

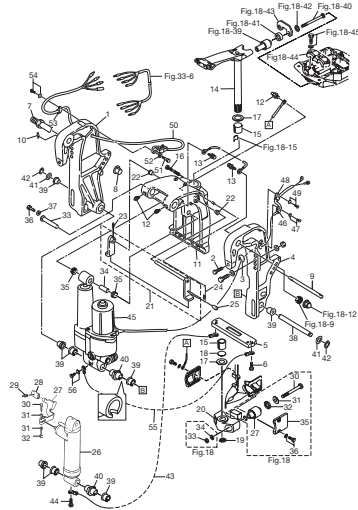


Fig. 21 POWER TRIM & TILT

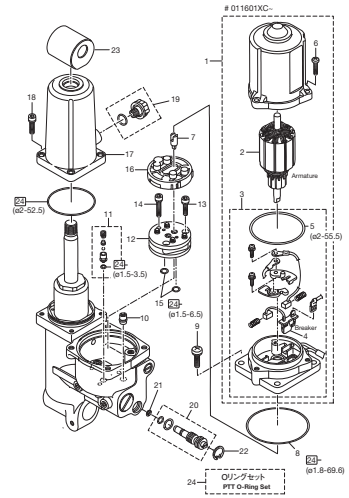


Fig. 22 TILLER HANDLE (F Type)

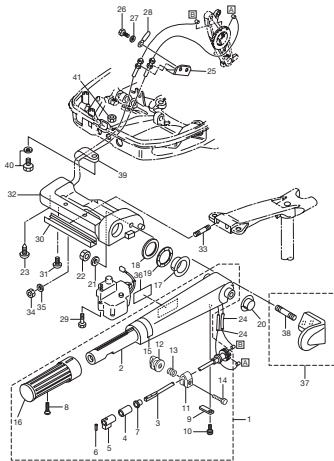


Fig. 23 SWITCH BOX (F Type)

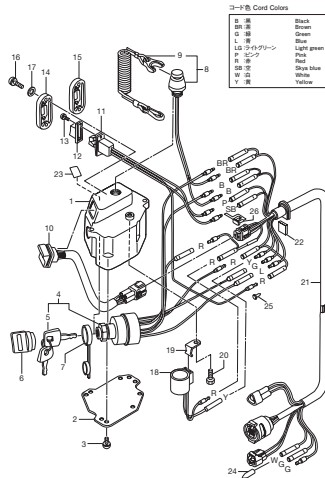


Fig. 24 BOTTOM COWL (MOTOR COVER LOWER)

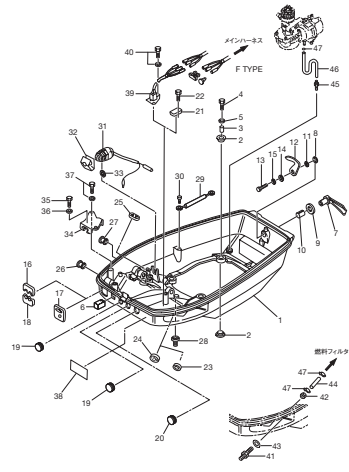


Fig. 25 SHIFT

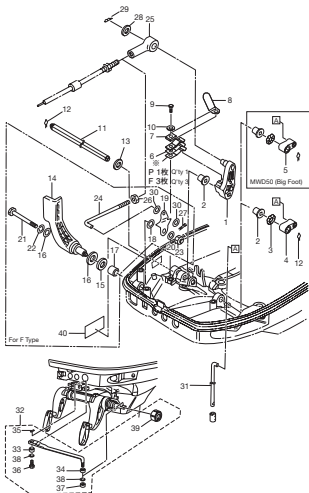


Fig. 26 TOP COWL (MOTOR COVER UPPER)

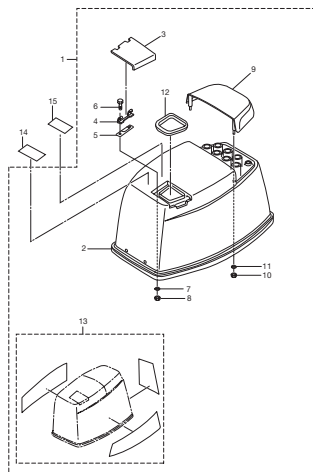


Fig. 27 SEPARATE FUEL TANK

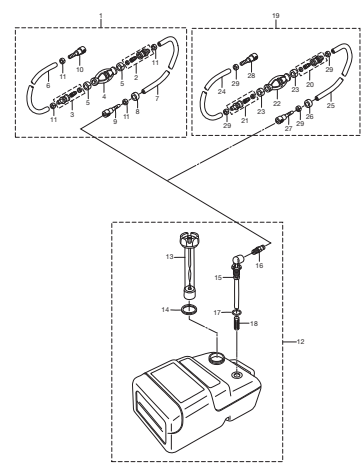


Fig. 28 COMPONENT PARTS OF REMOTE CONTROL BOX

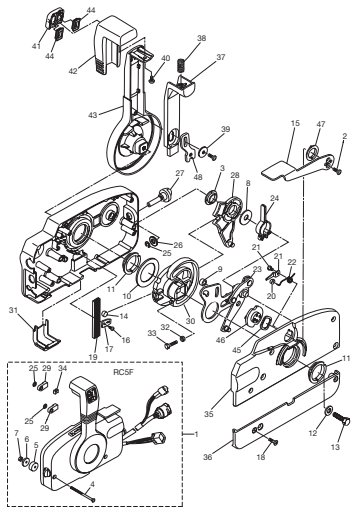


Fig. 29 COMPONENT PARTS OF REMOTE CONTROL BOX (ELECTRICAL PARTS)

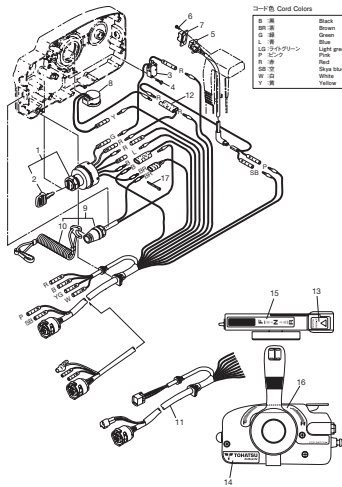


Fig. 30 ACCESSORIES

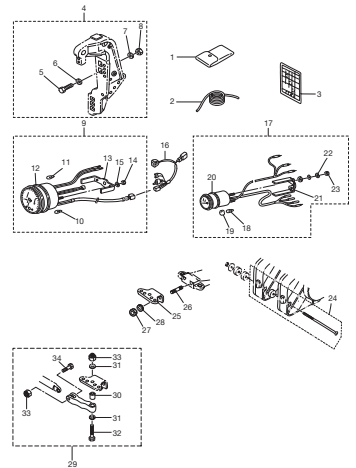


Fig. 31 OPTIONAL PARTS (1)

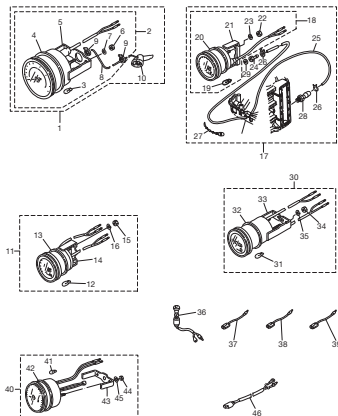


Fig. 32 OPTIONAL PARTS (2)

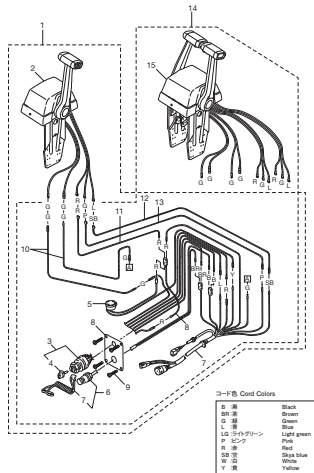


Fig. 33 OPTIONAL PARTS (3)

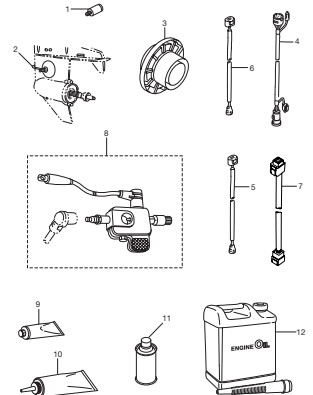


Fig. 34 ASSEMBLY KIT

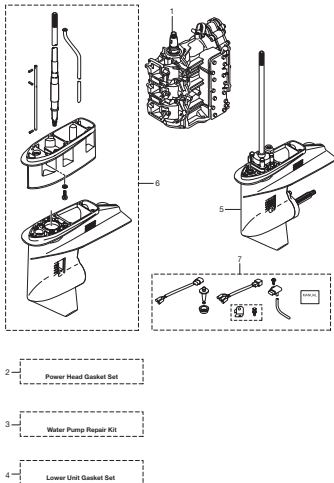


Fig. 35 RIGGING KIT

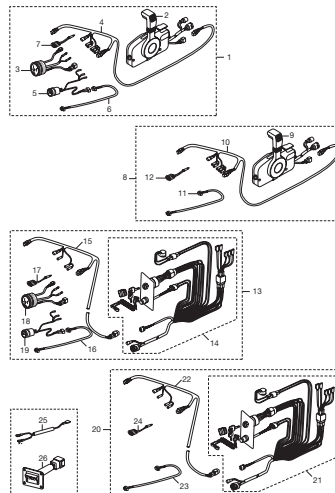
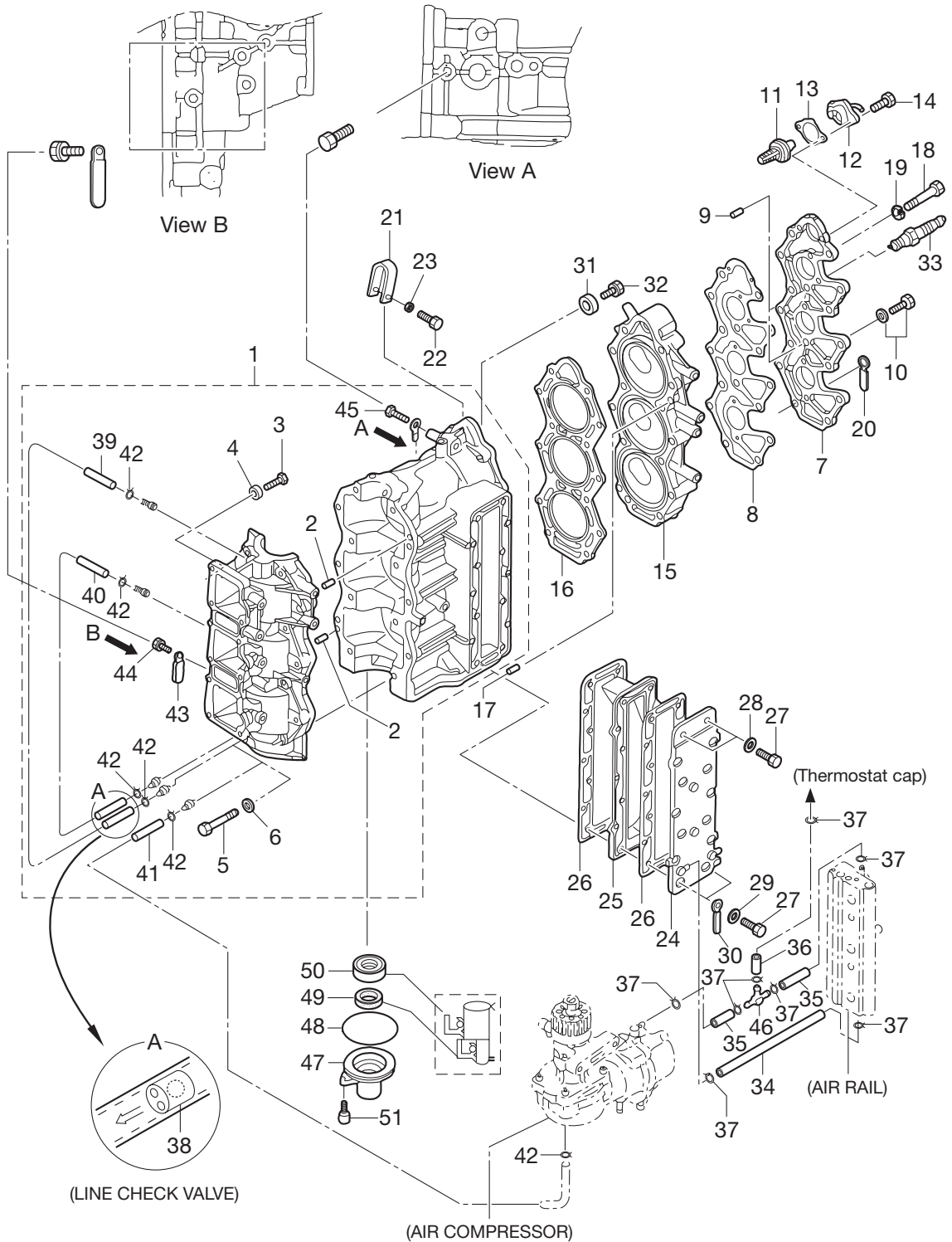
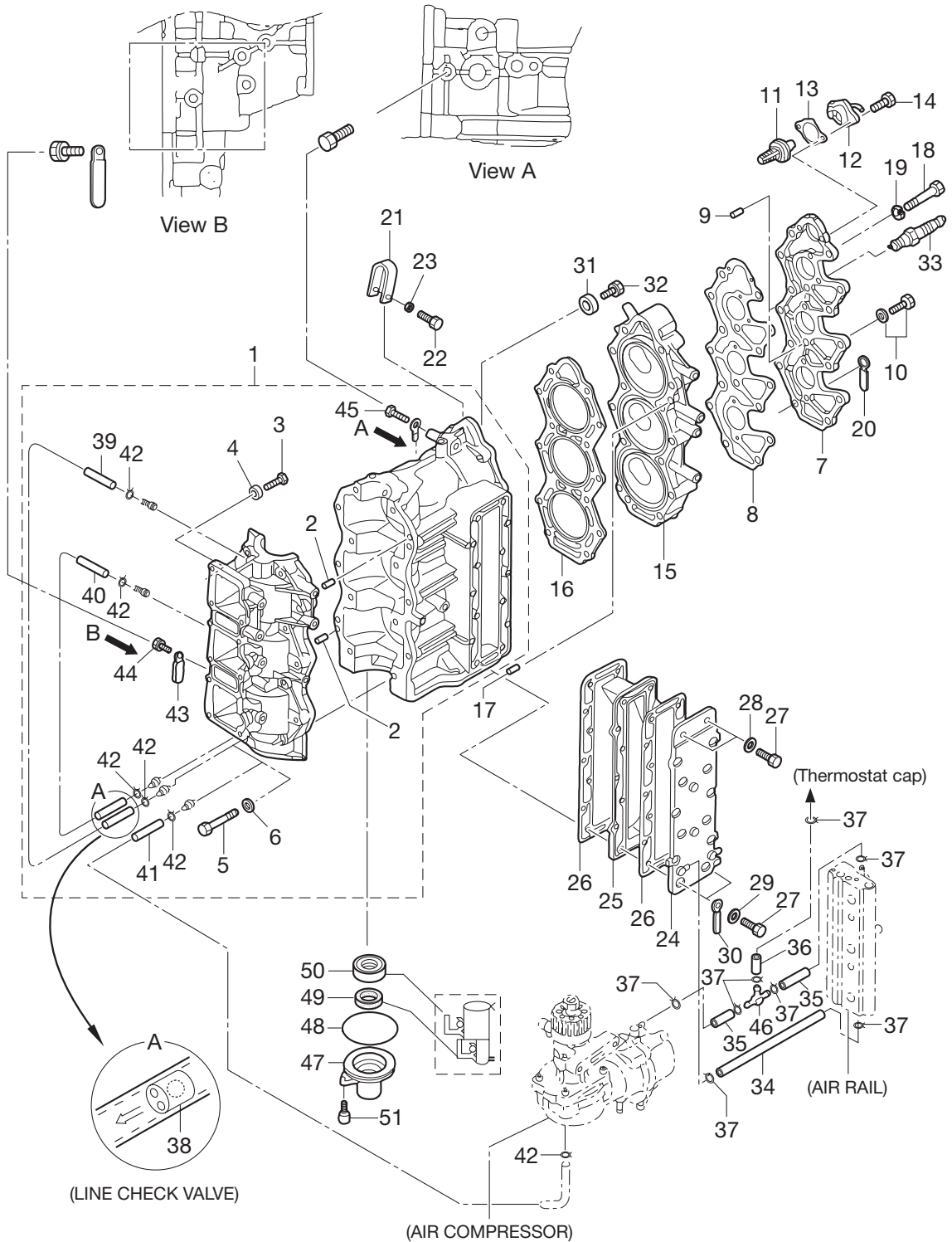


Fig. 1 CYLINDER & CRANK CASE



見出番号 Ref. No.	部品番号 Part No.	部 品 名 Description	個数 Q' ty			備 考 Remarks
			D30B2	D40B2	D50B2	
1-1	3T5B01100-0	Cyl Block & Crankcase A'ssy	1	1	1	
1-2	345-01111-0	* Dowel Pin 6-12	2	2	2	
1-3	910103-0618	* Bolt	1	1	1	
1-4	353-76079-0	* Collar 6.2-9-9.3	1	1	1	
1-5	916124-0845	* Bolt	14	14	14	
1-6	940121-0800	* Washer	14	14	14	
1-7	3T5B01021-0	Cylinder Head Cover	1	1	1	
1-8	3T5-01024-0	Cylinder Head Cover Gasket	1	1	1	
1-9	334-65012-0	Dowel Pin 4-10	2	2	2	
1-10	910121-5620	Bolt	4	4	4	
1-11	345-01030-0	Thermostat	1	1	1	
1-12	3T5B01031-1	Thermostat Cap A'ssy	1	1	1	
1-13	3T5-01032-0	Thermostat Cap Gasket	1	1	1	
1-14	9101E3-5625	Bolt	2	2	2	
1-15	3GFB01091-0	Cylinder Head	1	1	1	
1-16	3T5-01005-0	Cylinder Head Gasket	1	1	1	
1-17	345-01111-0	Dowel Pin 6-12	2	2	2	
1-19	345-01015-0	Washer 8.5-19.5-3.2	14	14	14	
1-20	3T5-06971-1	Clamp 8.5-85P	1	1	1	
1-21	3C8-01513-1	Hanger	1	1	1	
1-22	9101F4-0835	Bolt	1	1	1	
1-23	940121-0800	Washer	1	1	1	
1-24	3Z5B02300-1	Exhaust Cover A'ssy	1	1	1	
1-25	3C8-02302-0	Exhaust Cover (Inner)	1	1	1	
1-26	3C8-02305-2	Exhaust Cover Gasket	2	2	2	
1-27	9161F9-0630	Bolt	14	14	14	
1-28	940103-0600	Washer	2	2	2	
1-29	940121-0600	Washer	12	12	12	
1-30	3T4-06972-1	Clamp 6.5-87P	1	1	1	
1-31	338-60218-2	Anode	1	1	1	

Fig. 1 CYLINDER & CRANK CASE



Ref. No.	Part No.	Description	Qty			Remarks
			D30B2	D40B2	D50B2	
1-32	910103-5620	Bolt	1	1	1	
1-33	9701-1-1110	Spark Plug (IZFR6J)	3	3	3	
1-34	98AB-50-250	Hose	1	1	1	98AB-501000
1-35	98AB-50-075	Hose	2	2	2	98AB-501000
1-36	98AB-50-115	Hose	1	1	1	98AB-501000
1-37	338-02215-0	Clip Fuel Pipe ϕ 10	8	8	8	
1-38	393-01160-0	Check Valve	2	2	2	for Lubrication Pipe
1-39	98AL-40-355	Hose	1	1	1	98AL-401000
1-40	98AL-40-205	Hose	1	1	1	98AL-401000
1-41	98AL-40-335	Hose	1	1	1	98AL-401000
1-42	338-01133-0	Clip ϕ 7	6	6	6	
1-43	309-06972-0	Clamp 6.5-47.5P	1	1	1	for "P" Type
1-44	910103-0610	Bolt	1	1	1	for "P" Type
1-45	910103-5610	Bolt	1	1	1	
1-46	3T7-01175-0	T-Nipple Ass'y (W/Valve)	1	1	1	
1-47	3C8-01291-0	Crankcase Head	1	1	1	
1-48	346-01216-0	O-Ring 1.7-59	1	1	1	
1-49	3T5-00122-0	Oil Seal 25-40-8	1	1	1	
1-50	3C8-01215-0	Oil Seal 16-28-7	1	1	1	
1-51	910103-5620	Bolt	2	2	2	

Fig. 2 PISTON & CRANKSHAFT

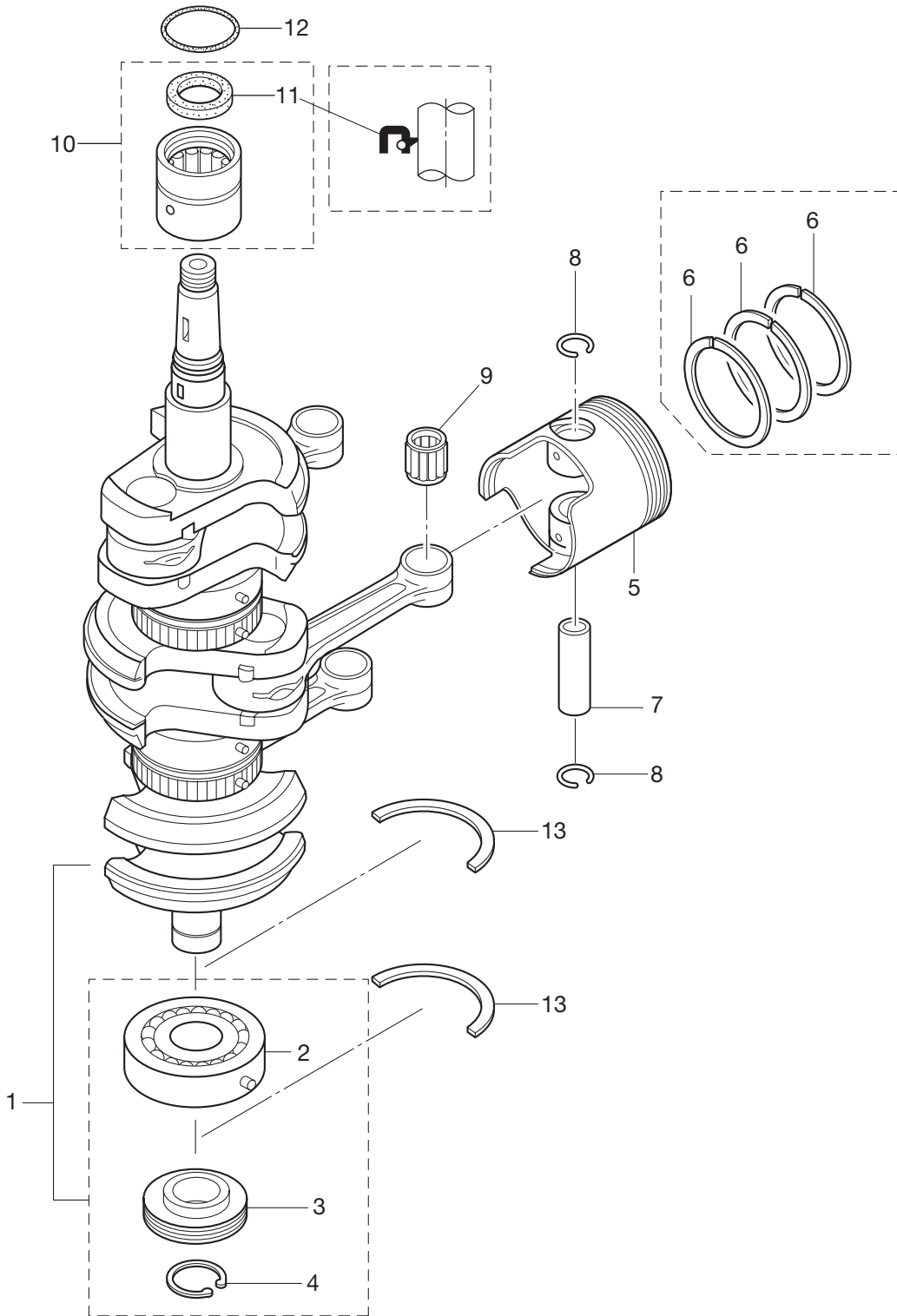


Fig. 3 AIR CHAMBER (AIR BOX)

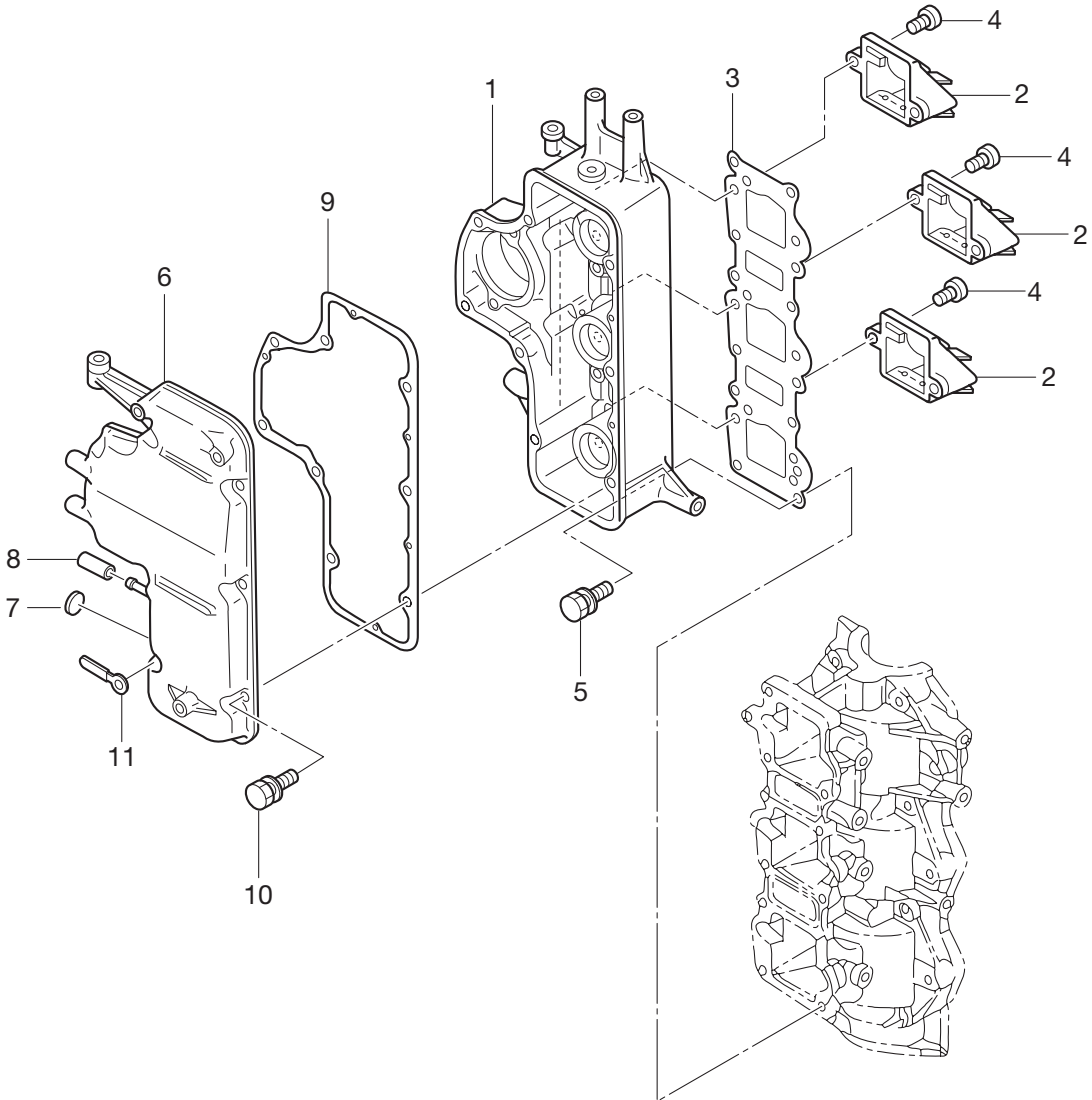
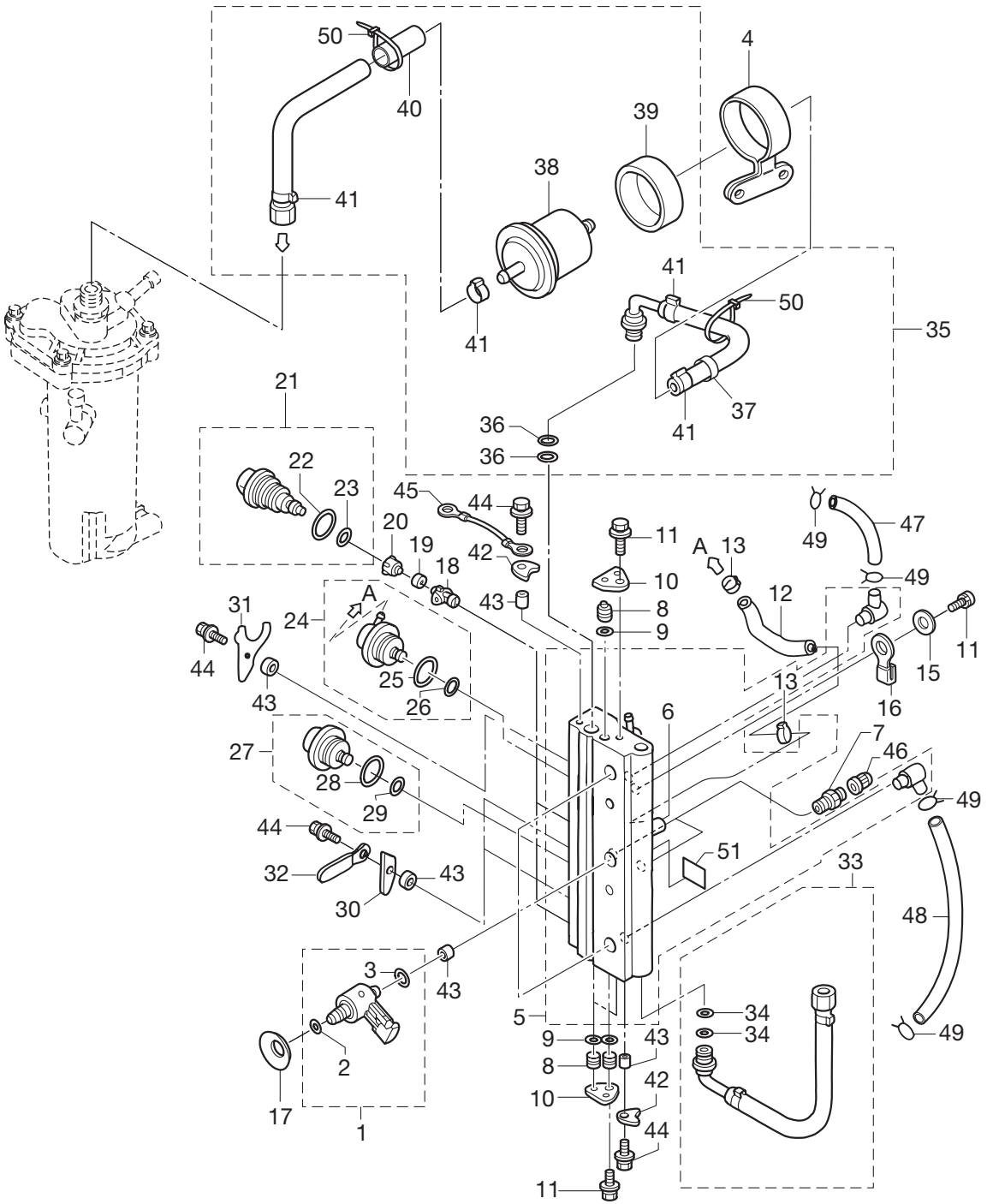
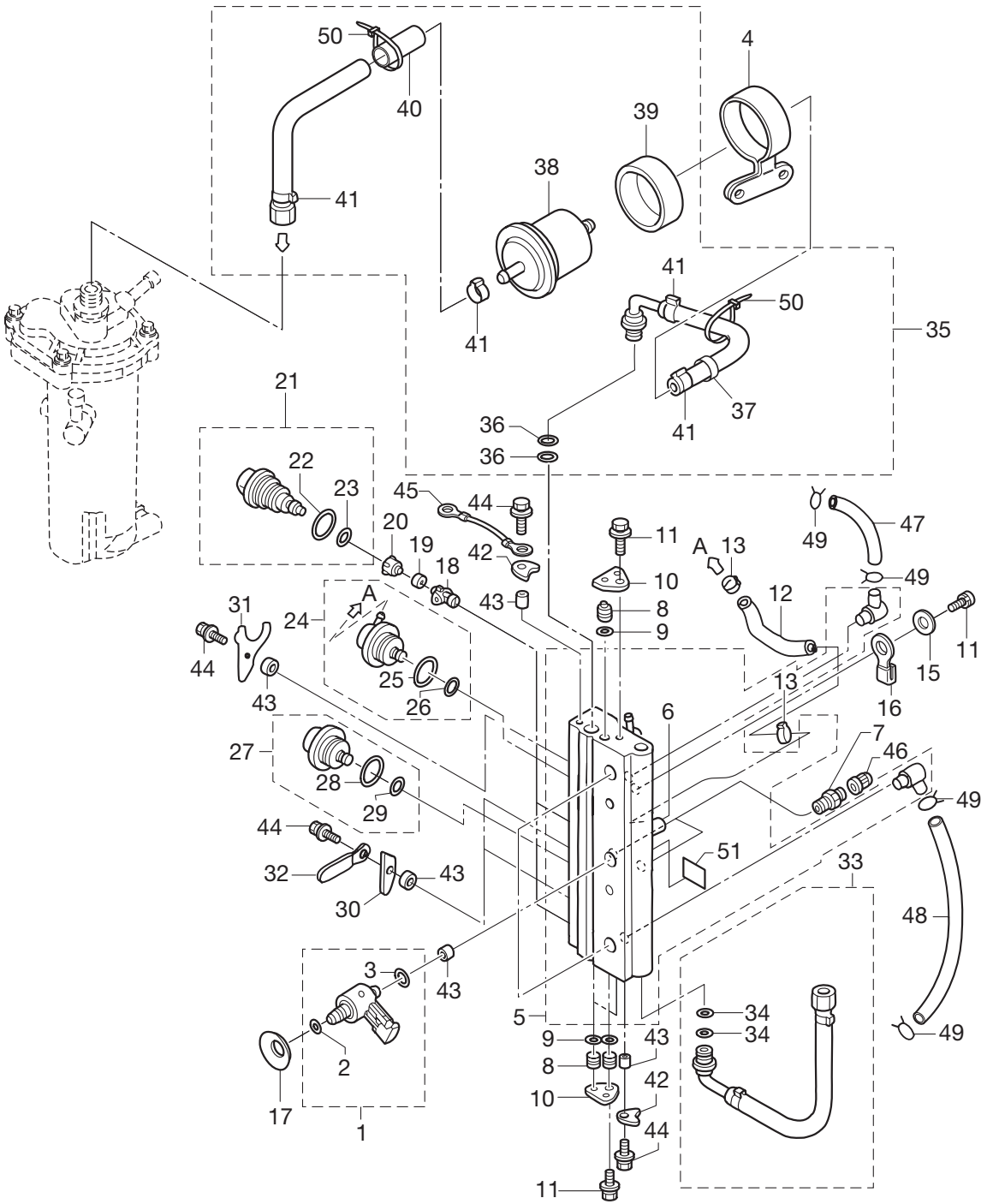


Fig. 4 AIR RAIL



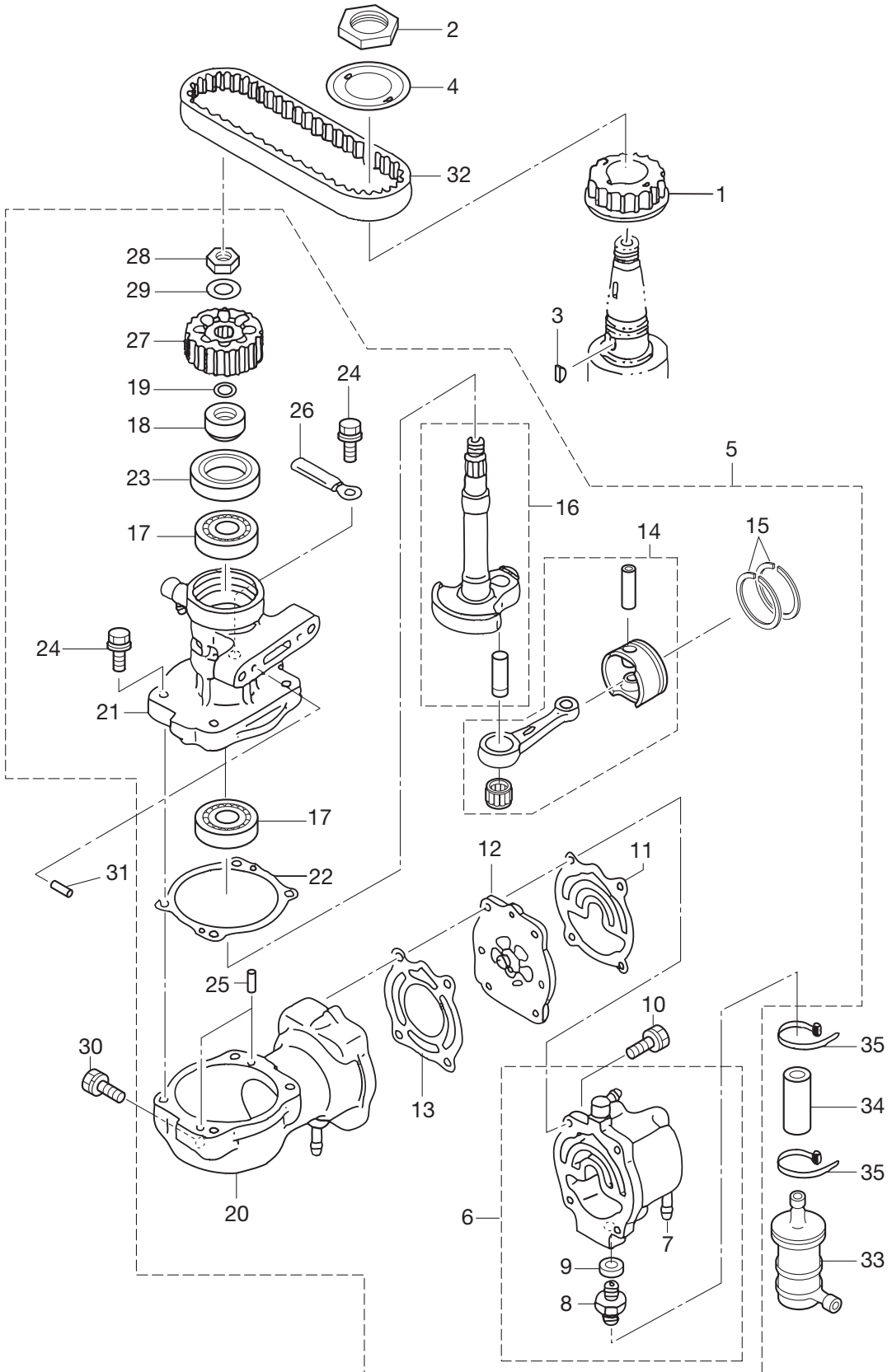
Ref. No.	Part No.	Description	Qty			Remarks
			D30B2	D40B2	D50B2	
4-1	3GF-10310-0	Air Injector Complete	3	3	3	
4-2	3T5-10317-0	* O-Ring 5-52	1	1	1	
4-3	3Y9-10311-1	* O-Ring 2.4-9.5	1	1	1	
4-4	3Z5-10144-0	Fuel Filter Band	1	1	1	
4-5	3T5-10080-1	Air Rail A'ssy	1	1	1	
4-6	3T5-10166-0	* L-Nipple	1	1	1	
4-7	3T5-10098-0	Valve A'ssy (Pressure Check)	2	2	2	
4-8	3T5-10167-0	Plug 10.5	3	3	3	
4-9	3T5-10164-1	O-Ring 6.8-1.9	3	3	3	
4-10	3T5-10165-0	Plug Stopper	2	2	2	
4-11	910103-6612	Bolt	2	2	2	
4-12	98AY-45-105	Hose	1	1	1	
4-13	3T5-10091-0	Clamp 29/64	2	2	2	
4-14	910103-0865	Bolt	2	2	2	
4-15	940103-0800	Washer	2	2	2	
4-16	3T5-06972-1	Clamp 8.5-70P	1	1	1	
4-17	3Y9-10312-0	Disc Spring	3	3	3	
4-18	3T5-10314-0	Fuel Injector Insert	3	3	3	
4-19	3T5-10316-0	Seal Compression	6	6	6	
4-20	3T5-10315-0	Fuel Injector Adapter	3	3	3	
4-21	3T5-10300-0	Fuel Injector A'ssy	3	3	3	
4-22	3T5-10304-0	* O-Ring 2.8-20.2	1	1	1	
4-23	3T5-10303-0	* O-Ring 3.5-735	1	1	1	
4-24	3T5-10148-0	Fuel Regulator A'ssy	1	1	1	
4-25	3T5-10095-0	* O-Ring 2.5-20	1	1	1	
4-26	3T5-10094-0	* O-Ring 5-2.5	1	1	1	
4-27	3GF-10090-0	Air Regulator A'ssy	1	1	1	
4-28	3T5-10095-0	* O-Ring 2.5-20	1	1	1	
4-29	3T5-10094-0	* O-Ring 5-2.5	1	1	1	
4-30	3T5-10302-0	Holding Plate	2	2	2	

Fig. 4 AIR RAIL



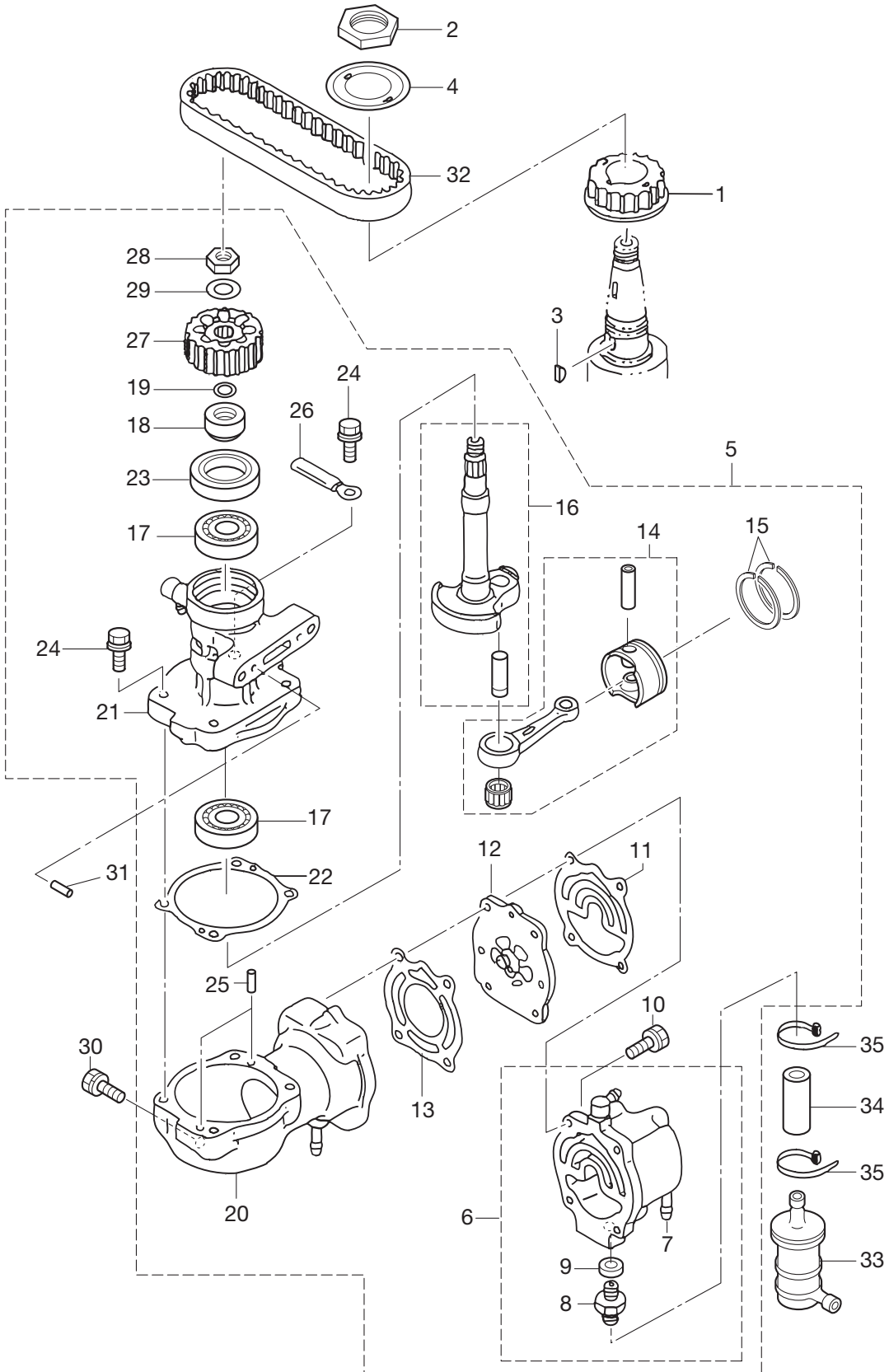
Ref. No.	Part No.	Description	Qty			Remarks
			D30B2	D40B2	D50B2	
4-31	3Y9-10302-0	Holding Plate	1	1	1	
4-32	309-06972-0	Clamp 6.5-47.5P	1	1	1	
4-33	3T5-10088-0	Air Hose A'ssy	1	1	1	
4-34	3T5-10162-0	* O-Ring 9.8-1.9	2	2	2	
4-35	3T5-10089-2	Fuel Hose A'ssy	1	1	1	
4-36	3T5-10162-0	* O-Ring 9.8-1.9	2	2	2	
4-37	3Z4-06157-0	* Protector	1	1	1	
4-38	3T5B10143-0	* High Pressure Fuel Filter	1	1	1	
4-39	3T5-10145-0	* Fuel Filter Rubber Mount	1	1	1	
4-40	3U1-06157-0	* Protector ϕ 18-150	1	1	1	
4-41	3T5-10086-0	* Clamp 21/32	4	4	4	
4-42	3T5-10169-0	Holding Plate	2	2	2	
4-43	3T5-10153-0	Collar 6.7-12.7-3	5	5	5	
4-44	910103-6616	Bolt	5	5	5	
4-45	3A3-62396-1	Ground (Earth Wire) L=110	1	1	1	
4-46	3T5-10099-0	Cap Valve	2	2	2	
4-47	98AB-50-600	Hose	1	1	1	98AB-501000
4-48	98AB-50-280	Hose	1	1	1	98AB-501000
4-49	338-02215-0	Clip Fuel Pipe ϕ 10	4	4	4	
4-50	3T5-84398-0	Band Lead Wire 104	2	2	2	
4-51	3T5-72196-0	Air Rail Decal	1	1	1	

Fig. 5 AIR COMPRESSOR



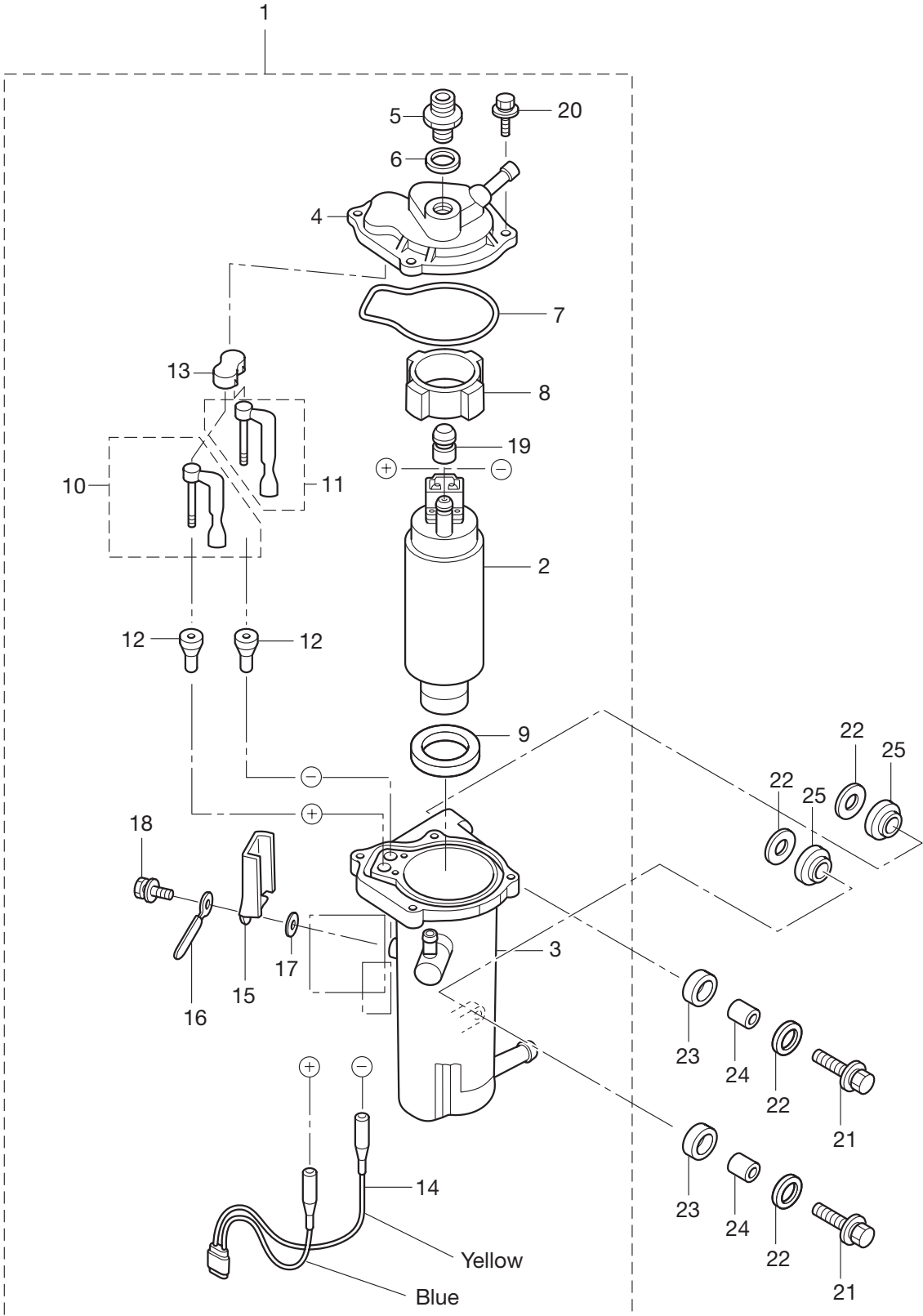
Ref. No.	Part No.	Description	Qty			備考 Remarks
			D30B2	D40B2	D50B2	
5-1	3T5-10060-0	Drive Pulley	1	1	1	
5-2	3T5-10068-2	Nut Pulley	1	1	1	
5-3	3T5-10131-0	Key Drive Pulley	1	1	1	
5-4	3T5-10063-0	Belt Guide	1	1	1	
5-5	3GFB10000-0	Air Compressor A'ssy	1	1	1	
5-6	3GFB10009-0	* Compressor Head A'ssy	1	1	1	
5-7	3T1-02093-1	** Nipple	1	1	1	
5-8	3T5-04308-0	** Adapter	1	1	1	
5-9	3T5-04309-0	** Washer Metal 10.2-17-2	1	1	1	
5-10	910124-7630	* Bolt	4	4	4	
5-11	3T5-10012-1	* Gasket Compressor Head	1	1	1	
5-12	3T5-10010-0	* Reed Valve A'ssy	1	1	1	
5-13	3T5-10019-0	* Gasket Valve Seat	1	1	1	
5-14	3GF-87330-0	* Piston & Connecting Rod A'ssy	1	1	1	
5-15	3T5-10025-0	* Air Compressor Piston Ring	2	2	2	
5-16	3GF-87331-0	* Compressor Crankshaft A'ssy	1	1	1	
5-17	9601-0-6203	* Ball Bearing 6203	2	2	2	
5-18	3T1-10042-0	* Collar 13.5-25-13	1	1	1	
5-19	3T5-10046-0	* O-Ring 1.9-13	1	1	1	
5-20	3GFB10048-0	* Air Compressor Cylinder A'ssy	1	1	1	
5-21	3T5B10051-0	* Air Compressor Housing A'ssy	1	1	1	
5-22	3T5-10054-0	* Gasket Compressor Housing	1	1	1	
5-23	3T5-10041-0	* Oil Seal 25-45-8	1	1	1	
5-24	910103-5625	* Bolt	4	4	4	
5-25	334-65012-0	* Dowel Pin 4-10	2	2	2	
5-26	309-06972-0	* Clamp 6.5-47.5P	1	1	1	
5-27	3T5-10062-0	* Driven Pulley	1	1	1	
5-28	309-00132-0	* Nut (Magneto) 10-P1.25	1	1	1	
5-29	3B7-01116-0	* Washer 10.5-20-3.2	1	1	1	
5-30	910103-7835	Bolt	3	3	3	

Fig. 5 AIR COMPRESSOR



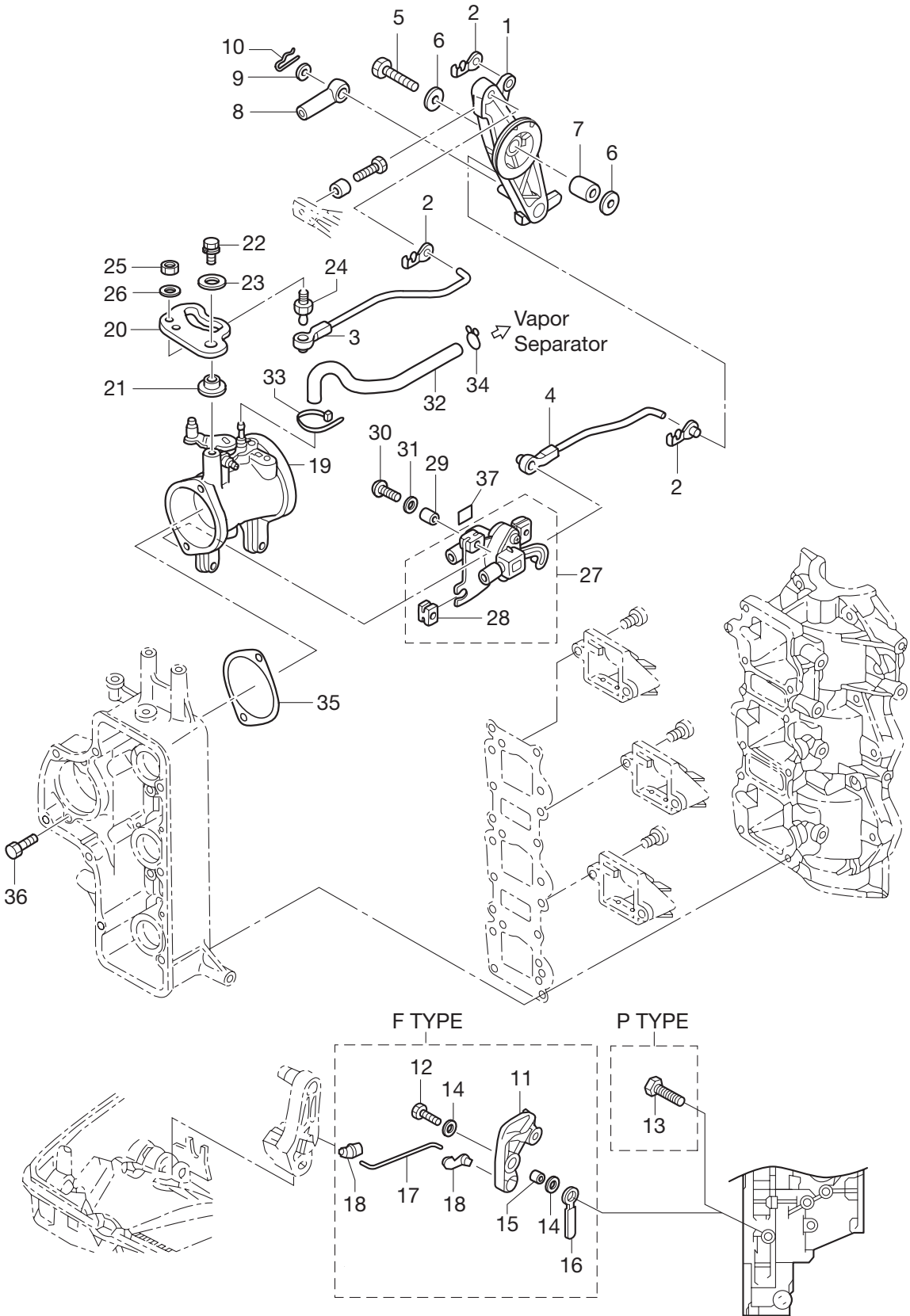
Ref. No.	Part No.	Description	Qty			Remarks
			D30B2	D40B2	D50B2	
5-31	334-65012-0	Dowel Pin 4-10	2	2	2	
5-32	3T5-10061-0	Drive Belt	1	1	1	
5-33	3GF-10130-0	Air Filter A'ssy	1	1	1	
5-34	98AT130-055	Hose	1	1	1	
5-35	3T5-84398-0	Band Lead Wire 104	2	2	2	

Fig. 6 FFP ASS'Y



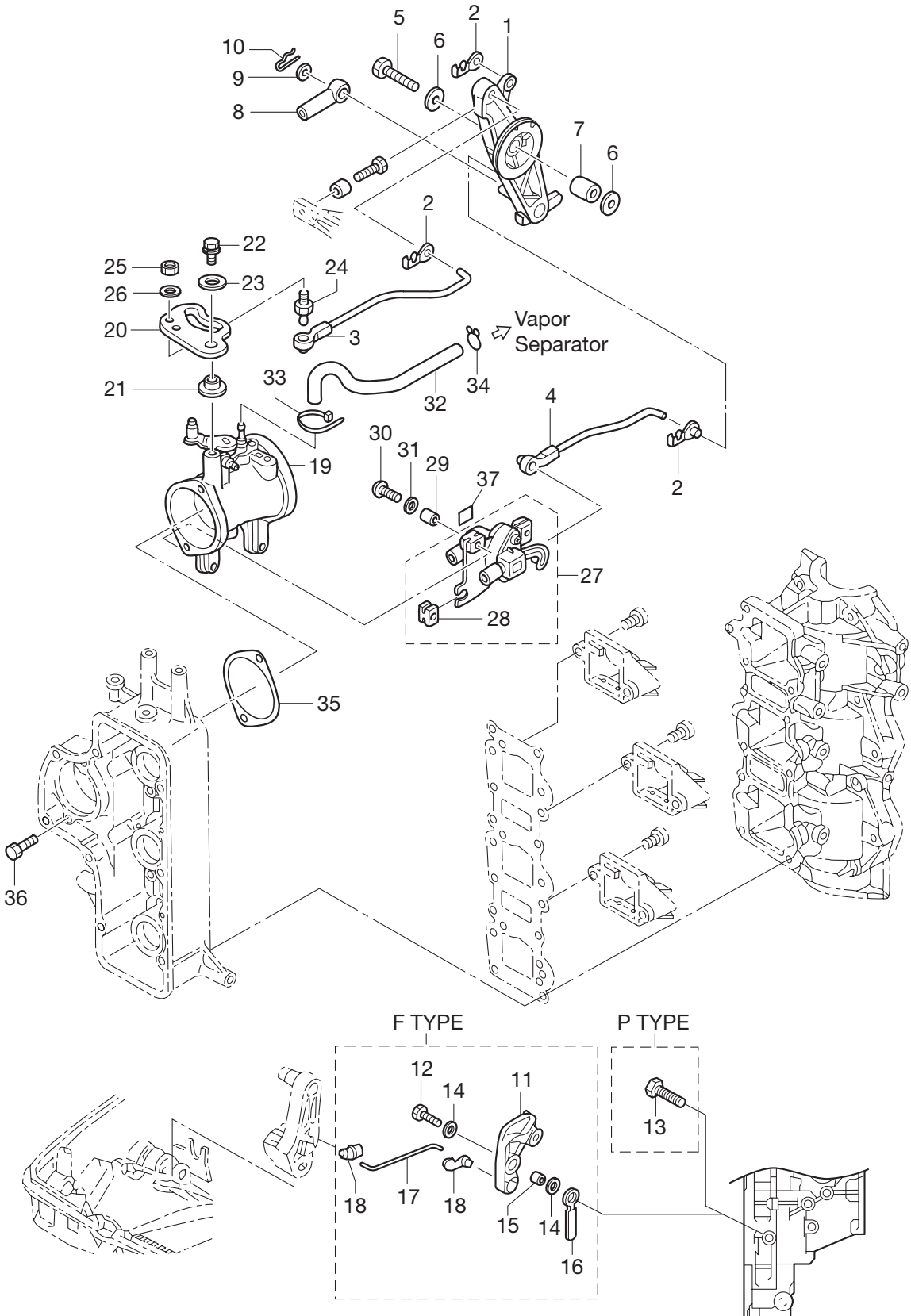
Ref. No.	Part No.	Description	Qty			Remarks
			D30B2	D40B2	D50B2	
6-1	3T5-04310-0	Fuel Feed Pump A'ssy	1	1	1	
6-2	3T5-04302-0	* Fuel Feed Pump	1	1	1	
6-3	3T5-04311-0	* Case A'ssy FFP	1	1	1	
6-4	3T5-04312-0	* Upper Case A'ssy FFP	1	1	1	
6-5	3T5-04308-0	* Adapter	1	1	1	
6-6	3T5-04309-0	* Washer Metal 10.2-17-2	1	1	1	
6-7	3T5-04116-0	* Gasket FFP	1	1	1	
6-8	3T5-04313-0	* Grommet FFP	1	1	1	
6-9	3T5-04314-0	* Grommet FFP Lower	1	1	1	
6-10	3T5-04236-0	* Cable Terminal A'ssy (Positive)	1	1	1	
6-11	3T5-04237-0	* Cable Terminal A'ssy (Negative)	1	1	1	
6-12	3T5-04317-0	* Grommet Cable Terminal	2	2	2	
6-13	3T5-04318-0	* Grommet Cable Terminal Upper	1	1	1	
6-14	3T5-04238-0	* Cord FFP	1	1	1	
6-15	3T5-04239-0	* Cord Cover FFP	1	1	1	
6-16	910103-5512	* Bolt	1	1	1	
6-17	940103-0500	* Washer	1	1	1	
6-18	309-06972-0	* Clamp 6.5-47.5P	1	1	1	
6-19	3T5-04319-0	* Grommet Pipe	1	1	1	
6-20	910103-6518	* Bolt	4	4	4	
6-21	910103-6630	Bolt	2	2	2	
6-22	3C8-66308-0	Washer 6-16-1.5	4	4	4	
6-23	3F3-06920-0	Rubber Mount 8.5-12-2	2	2	2	
6-24	346-67114-1	Spacer 6.2-9-15.7	2	2	2	
6-25	3T5-06920-0	Rubber Mount	2	2	2	

Fig. 7 THROTTLE



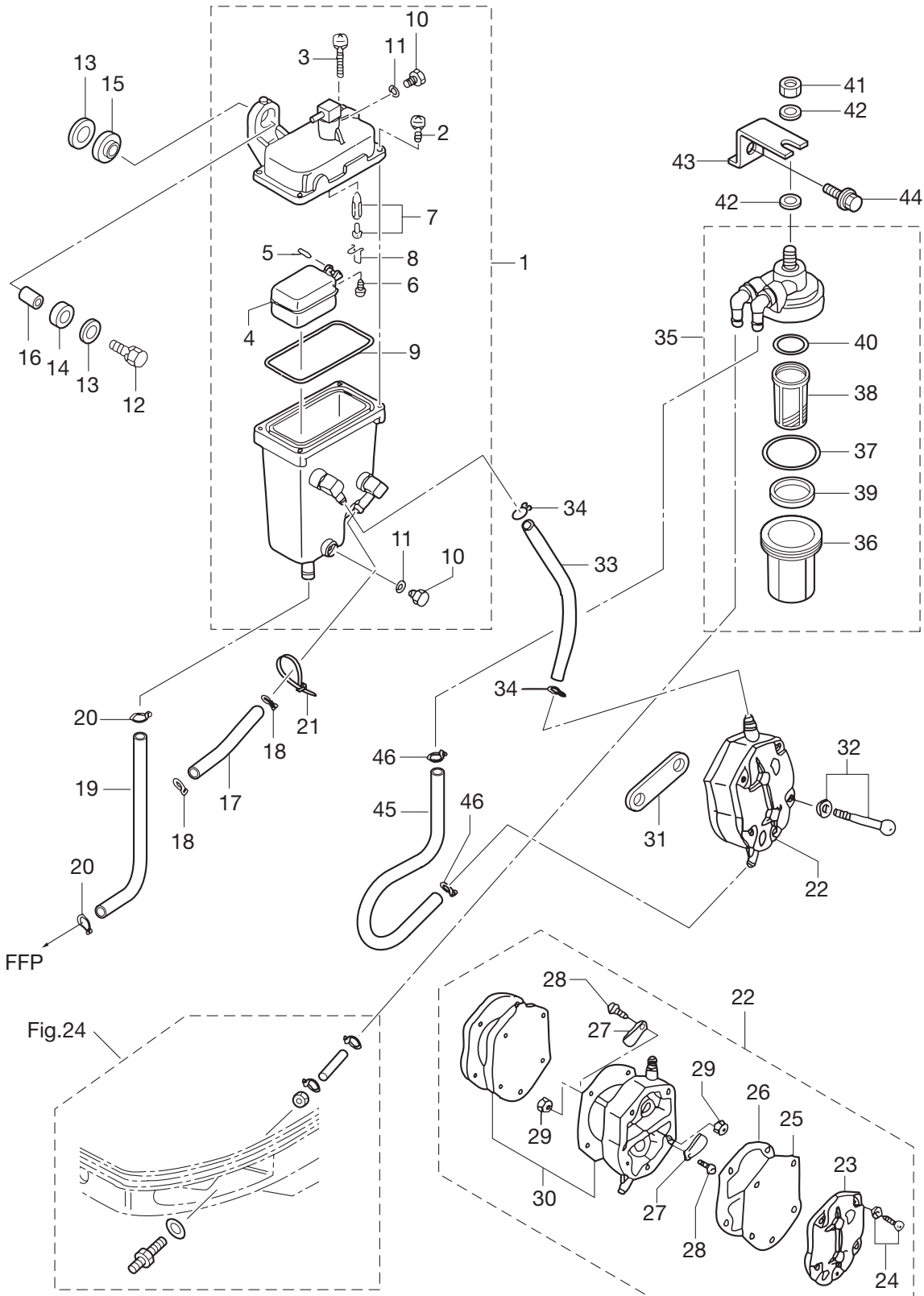
Ref. No.	Part No.	Description	Qty			Remarks
			D30B2	D40B2	D50B2	
7-1	3C8-63711-1	Advancer Arm	1	1	1	
7-2	3C8-63733-0	Rod Snap 5-3	3	3	3	
7-3	3T5-63702-1	Link Rod A'ssy (Throttle)	1	1	1	
7-4	3T5-10109-1	Link Rod A'ssy (TPS)	1	1	1	
7-5	910103-0635	Bolt	1	1	1	
7-6	346-67115-0	Washer 6.5-21-1	2	2	2	
7-7	3C8-63732-0	Collar 6.2-12-17	1	1	1	
7-8	3B7-83715-1	Cable Joint	1	1	1	for "P" Type
7-9	3AA-83719-0	Washer 8.5-18-1.6	1	1	1	for "P" Type
7-10	951603-0800	Snap Pin d=8	1	1	1	for "P" Type
7-11	3C8-05213-0	Throttle Limiter Arm スロットルリミッターアーム	1	1	1	for "F" Type
7-12	9101F4-0625	Bolt	1	1	1	for "F" Type
7-13	910103-0610	Bolt	1	1	1	for "P" Type
7-14	940103-0600	Washer	2	2	2	for "F" Type
7-15	353-76079-0	Collar 6.2-9-9.3	1	1	1	for "F" Type
7-16	398-06972-0	Clamp 6.5-67P	1	1	1	for "F" Type
7-17	3C8-05221-0	Throttle Limiter Rod 3.5-56	1	1	1	for "F" Type
7-18	3C8-05223-0	Rod Snap B 3.5-4	2	2	2	for "F" Type
7-19	1 3GF-10100-0	Throttle Body A'ssy			1	50ps mark 3GF
7-19	2 3GG-10100-0	Throttle Body A'ssy		1		40ps mark 3GG
7-19	3 3GM-10100-0	Throttle Body A'ssy	1			30ps mark 3GM
7-20	3T5-63718-0	Throttle Cam	1	1	1	
7-21	3T5-63721-0	Bushing 6-24-7	1	1	1	
7-22	910103-6618	Bolt	1	1	1	
7-23	346-67115-0	Washer 6.5-21-1	1	1	1	
7-24	346-05228-1	Ball Joint B	1	1	1	
7-25	930203-0600	Nut	1	1	1	
7-26	940103-0600	Washer	1	1	1	
7-27	3T5-10110-0	TPS A'ssy	1	1	1	
7-28	3T5-10107-0	* Rubber Mount	3	3	3	

Fig. 7 THROTTLE



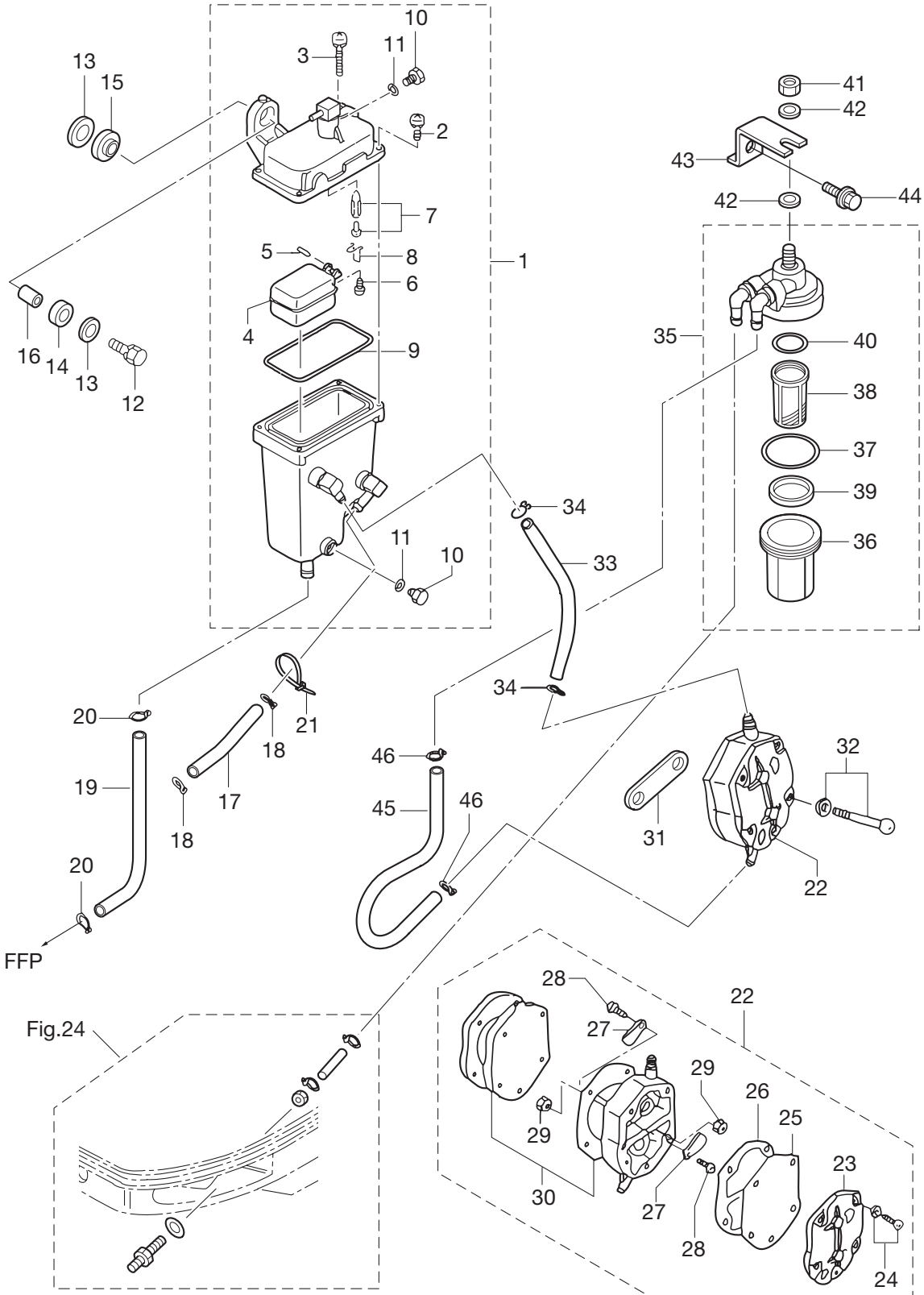
Ref. No.	Part No.	Description	Qty			Remarks
			D30B2	D40B2	D50B2	
7-29	3T5-10128-0	Collar 4.2-6-10.5	3	3	3	
7-30	921503-6420	Screw	3	3	3	
7-31	3T5-10129-0	Washer 4.2-12.5-0.8	3	3	3	
7-32	98AB-30-310	Hose	1	1	1	98AB-3-1000
7-33	3T5-84398-0	Band Lead Wire 104	1	1	1	
7-34	338-01133-0	Clip $\phi 7$	1	1	1	
7-35	3T5-10104-0	Gasket Throttle Body	1	1	1	
7-36	3T5-02241-0	Bolt 6-25 Precoated	2	2	2	
7-37	3T5-72195-0	TPS Decal	1	1	1	

Fig. 8 VAPOR SEPARATOR & FUEL LINE



Ref. No.	Part No.	Description	Qty			Remarks
			D30B2	D40B2	D50B2	
8-1	3T5-10150-1	Vapor Separator A'ssy	1	1	1	
8-2	922531-6414	* Screw	3	3	3	
8-3	921503-6430	* Screw	1	1	1	
8-4	3T5-03230-0	* Float Vapor Separator	1	1	1	
8-5	3F3-03232-0	* Float Arm Pin	1	1	1	
8-6	921503-0408	* Screw	1	1	1	
8-7	3R3-03239-0	* Float Valve A'ssy (W/Valve Pin)	1	1	1	with Valve Pin
8-8	344-03244-0	* Clip	1	1	1	
8-9	3T5-03235-0	* O-Ring	1	1	1	
8-10	345-03292-0	* Drain Screw	2	2	2	
8-11	336-03293-0	* O-Ring	2	2	2	
8-12	910103-6630	Bolt	2	2	2	
8-13	346-67115-0	Washer 6.5-21-1	4	4	4	
8-14	346-67113-0	Mount Motor Cover Lower	2	2	2	
8-15	3B7-06920-0	Rubber Mount 8.5-14-2.5	2	2	2	
8-16	346-67114-1	Spacer 6.2-9-15.7	2	2	2	
8-17	98AB-50-075	Hose	1	1	1	98AB-501000
8-18	338-02215-0	Clip Fuel Pipe ϕ 10	2	2	2	
8-19	98AB-70-180	Hose	1	1	1	98AB-701000
8-20	3C7-02215-0	Clip ϕ 12	2	2	2	
8-21	3T5-84398-0	Band Lead Wire 104	1	1	1	
8-22	356-04000-1	Fuel Pump A'ssy	1	1	1	
8-23	334-04004-0	* Pump Cover	1	1	1	
8-24	9225F2-6528	* Screw	3	3	3	
8-25	334-04005-0	* Pump Diaphragm	1	1	1	
8-26	334-04007-0	* Diaphragm Gasket B	1	1	1	
8-27	356-04044-0	* Check Valve	2	2	2	
8-28	921722-0306	* Screw	2	2	2	
8-29	930222-0300	* Nut	2	2	2	
8-30	356-04030-0	* Diaphragm Gasket Set	1	1	1	

Fig. 8 VAPOR SEPARATOR & FUEL LINE



Ref. No.	Part No.	Description	Qty			Remarks
			D30B2	D40B2	D50B2	
8-31	346-04901-1	Gasket Fuel Pump	1	1	1	
8-32	910103-6640	Bolt	2	2	2	
8-33	98AB-50-190	Hose	1	1	1	98AB-501000
8-34	338-02215-0	Clip Fuel Pipe ϕ 10	2	2	2	
8-35	3T5-02230-0	Fuel Filter A'ssy	1	1	1	
8-36	3B7-02237-0	* Cup	1	1	1	
8-37	3B7-02235-0	* O-Ring A	1	1	1	
8-38	3B7-02234-0	* Filter	1	1	1	
8-39	3T5-02229-0	* Float Fuel Filter	1	1	1	
8-40	3B7-02236-0	* O-Ring B	1	1	1	
8-41	930103-0800	Nut	1	1	1	
8-42	940103-0800	Washer	2	2	2	
8-43	3T5-02239-0	Plate Filter	1	1	1	
8-44	910103-6614	Bolt	1	1	1	
8-45	98AB-50-260	Hose	1	1	1	98AB-501000
8-46	338-02215-0	Clip Fuel Pipe ϕ 10	2	2	2	

Fig. 9 MAGNETO

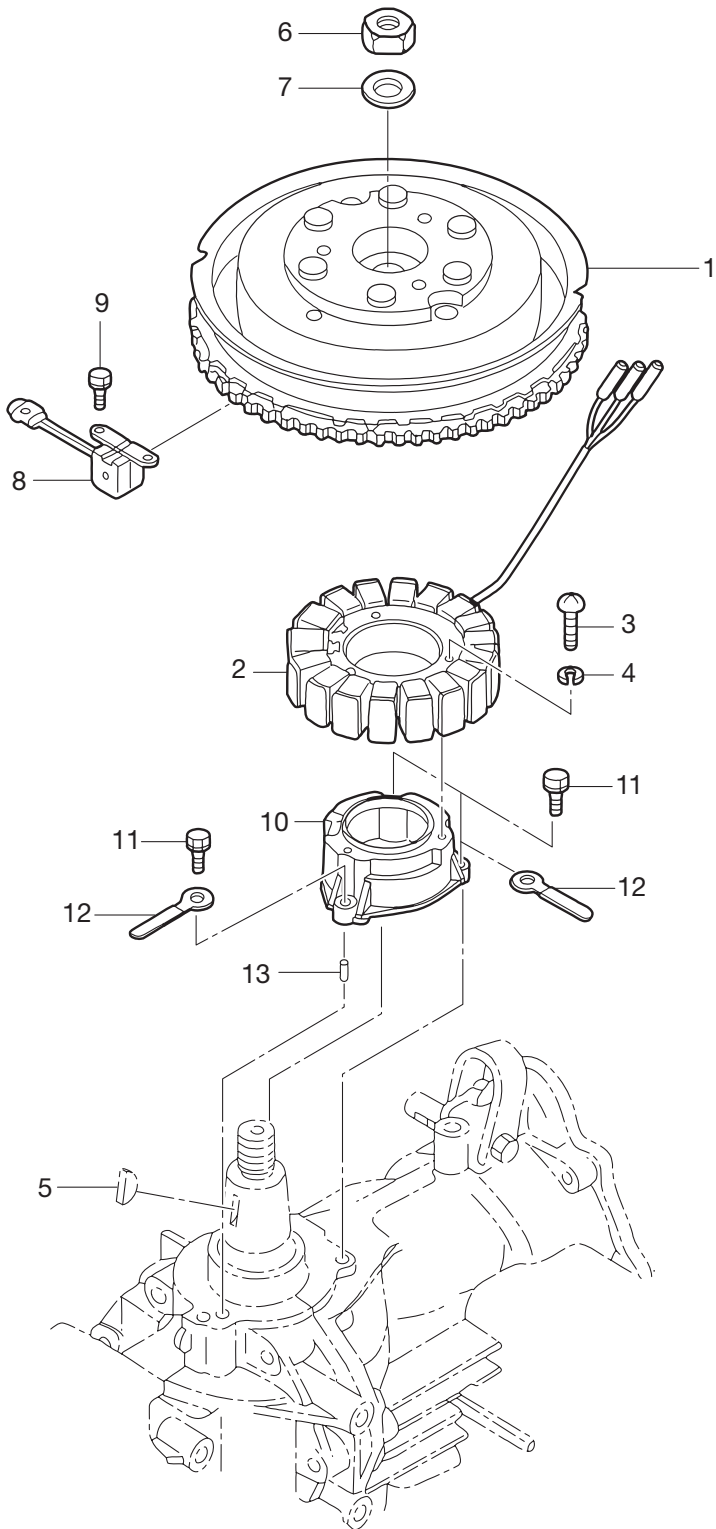
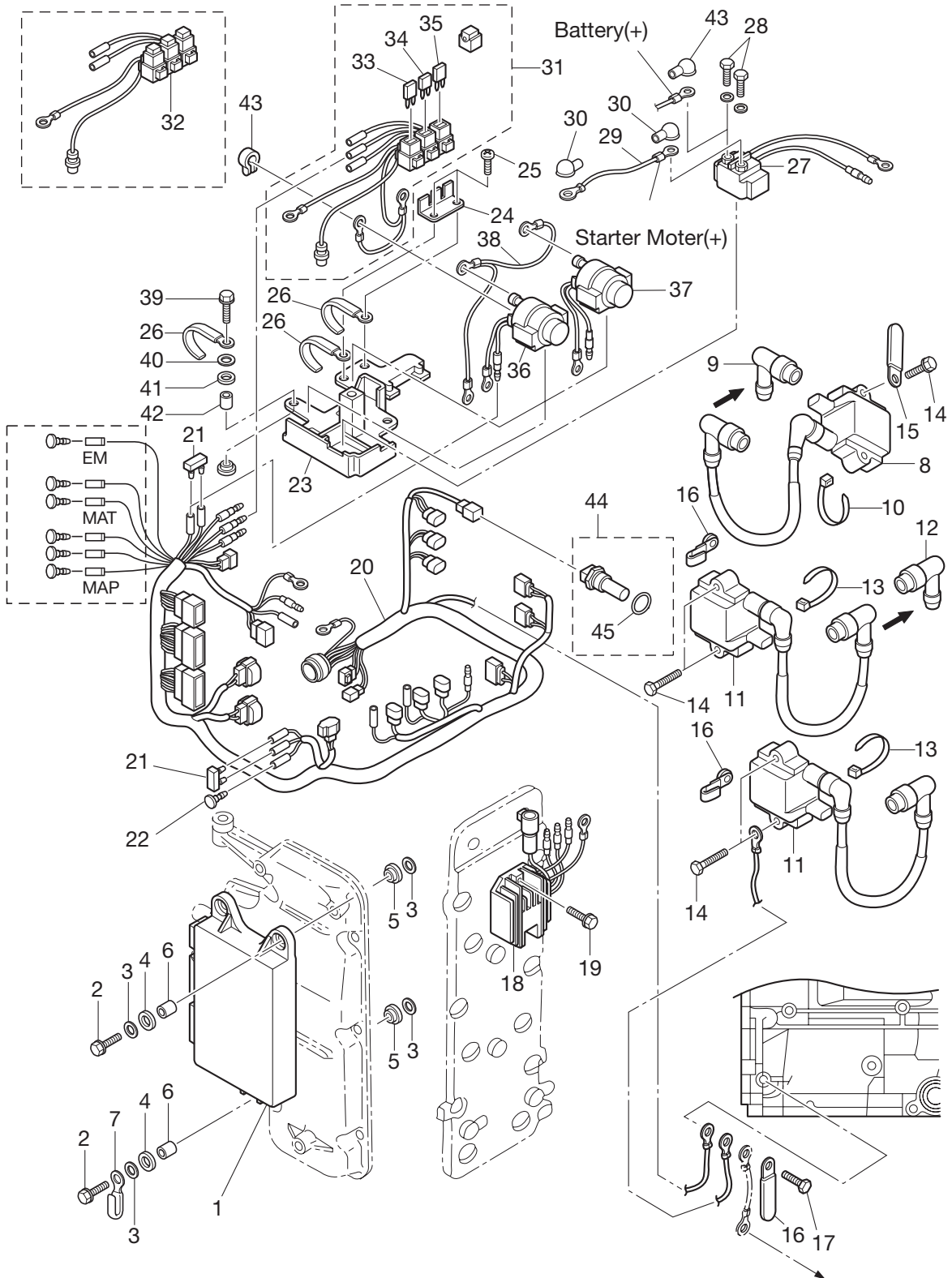


Fig. 10 ELECTRIC PARTS (ECU & DIAGRAM)

Manual, Gas shock

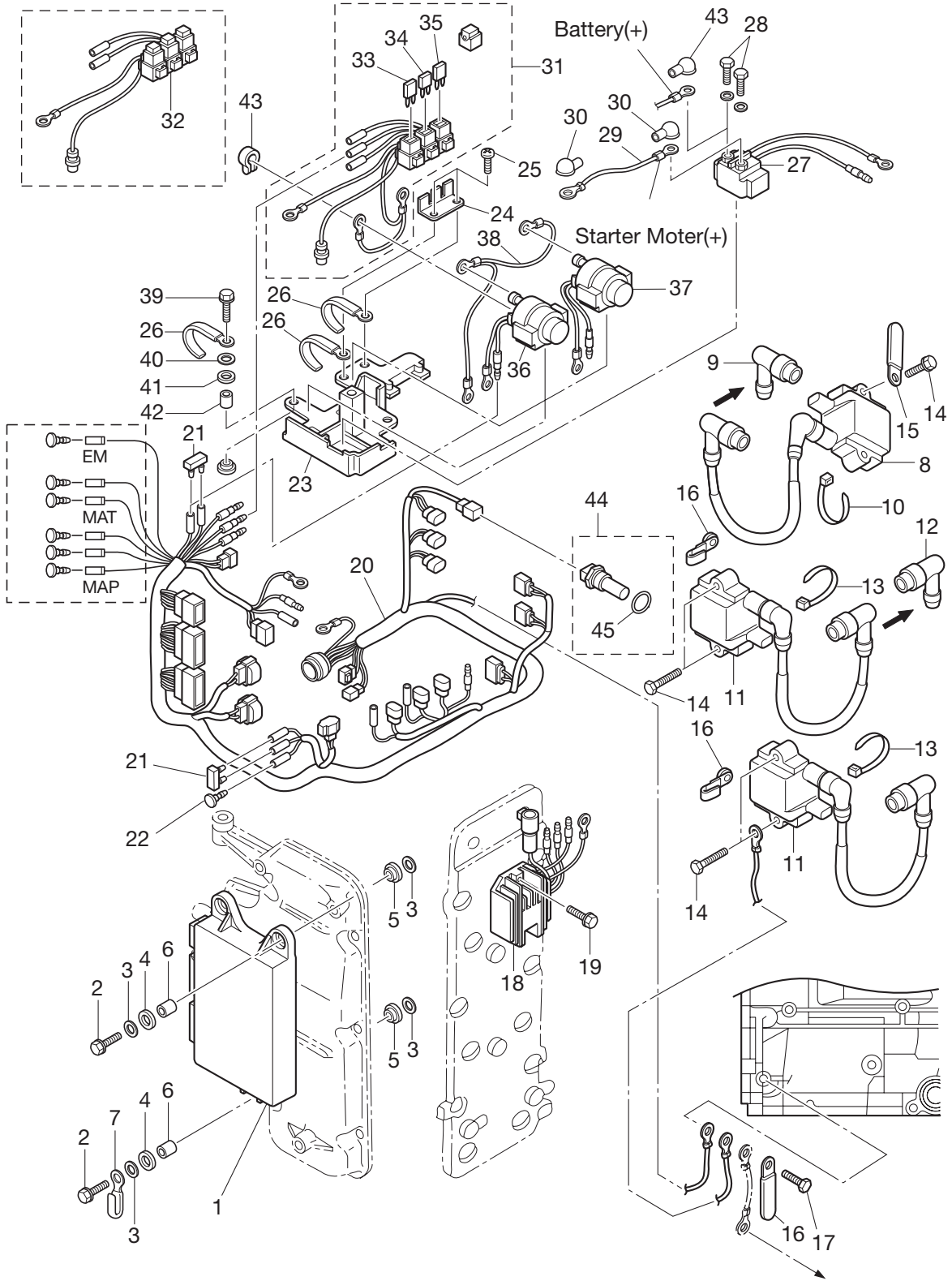


Bottom Cowl

Ref. No.	Part No.	Description	Qty			Remarks
			D30B2	D40B2	D50B2	
10-1	1	3GF-06401-0		1	1	50ps 40ps(Italy) Label 3GF09AA
10-1	2	3GG-06401-0		1		40ps Label 3GG09AA
10-1	3	3GM-06401-0	1			30ps Label 3GM09AA
10-2		910103-6630	3	3	3	
10-3		346-67115-0	6	6	6	
10-4		346-67113-0	3	3	3	
10-5		3B7-06920-0	3	3	3	
10-6		3T5-67114-0	3	3	3	
10-7		309-06972-0	1	1	1	
10-8		3Z5-06469-0	1	1	1	#1
10-9		3H6-06999-0	1	1	1	#1
10-10		369-84398-0	1	1	1	#1
10-11		3Z5-06470-0	2	2	2	#2,#3
10-12		3H6-06999-0	1	1	1	#2,#3
10-13		369-84398-0	1	1	1	#2,#3
10-14		910103-7635	6	6	6	
10-15		309-06972-0	1	1	1	
10-16		3T4-06972-1	3	3	3	
10-17		910103-6614	1	1	1	
10-18		3Z5-76060-1	1	1	1	
10-19		910103-5620	2	2	2	
10-20		3GF-76110-0	1	1	1	
10-21	1	3A3-76037-0	1	1	1	for EFT
10-21	2	353-76037-0	2	2	2	for EFG
10-21	3	353-76037-0	2	2	2	for EP
10-22	1	353-76037-0	1	1	1	for EFT
10-22	2	3A3-76037-0	1	1	1	for EFG
10-22	3	3A3-76037-0	1	1	1	for EP
10-23		3T5-72585-0	1	1	1	
10-24		3T9-76064-0	1	1	1	

Fig. 10 ELECTRIC PARTS (ECU & DIAGRAM)

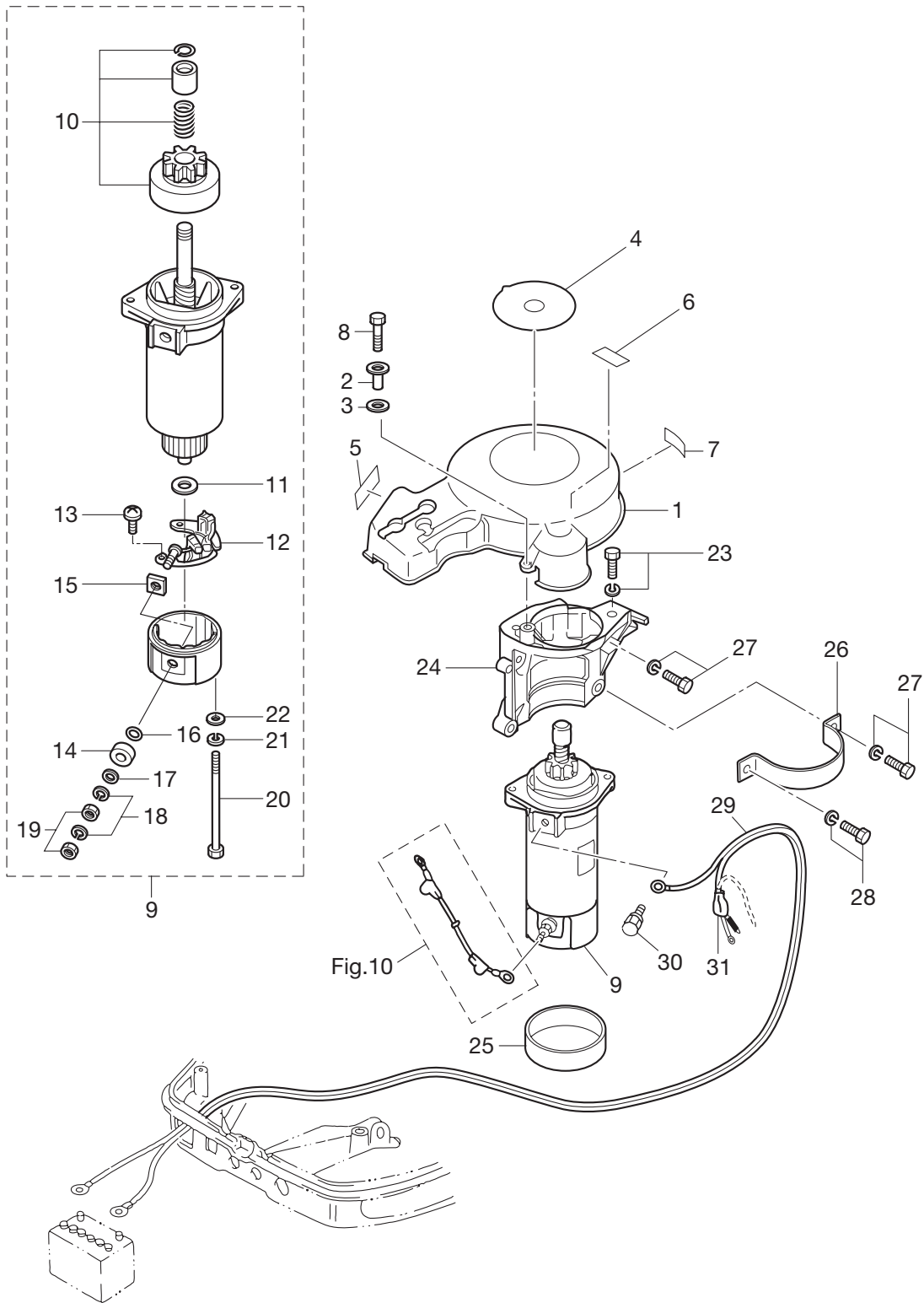
Manual, Gas shock



Bottom Cowl

Ref. No.	Part No.	Description	Qty			Remarks
			D30B2	D40B2	D50B2	
10-25	3T5-06437-0	Tapping Screw 6-16	2	2	2	
10-26	3T4-06972-1	Clamp 6.5-87P	3	3	3	
10-27	3H8-76040-0	Starter Solenoid	1	1	1	
10-28	910103-5610	Bolt	2	2	2	
10-29	3R3-76141-0	Starter Cable L=270	1	1	1	
10-30	3A3-76145-0	Terminal Cap Starter	2	2	2	for "PTT" Type
10-31	3Y9-76062-1	Fuse Wire A'ssy	1	1	1	for "PTT" Type
10-32	3Z5-76066-0	Fuse Wire A'ssy	1	1	1	for Manual, Gas Assist
10-33	3T5-76249-0	* Fuse 30A	1	1	1	
10-34	3Y9-76248-0	* Fuse 25A	1	1	1	
10-35	3T5-76246-0	* Fuse 15A	1	1	1	
10-36	3C8-72580-0	PTT Solenoid Switch (A)	1	1	1	UP, for "PTT" Type
10-37	3C8-72581-0	PTT Solenoid Switch (B)	1	1	1	DN, for "PTT" Type
10-38	3T5-76142-1	Ground Cable	1	1	1	for "PTT" Type L=285,L=140
10-39	910103-6625	Bolt	3	3	3	
10-40	3C8-66308-0	Washer 6-16-1.5	3	3	3	
10-41	3F3-06920-0	Rubber Mount 8.5-12-2	6	6	6	
10-42	3T5-76079-0	Collar 6.2-9-10.7	3	3	3	
10-43	3A3-76145-0	Terminal Cap Starter	3	3	3	
10-44	1 3Y9-72514-0	Water Temperature Sensor (W/O-Ring)	1	1	1	for "PTT" Type
10-44	2 3Y9-72514-0	Water Temperature Sensor (W/O-Ring)	1	1	1	for Manual, Gas Assist
10-45	1 3G9-66136-0	* O-Ring 2.0-10.0	1	1	1	for "PTT" Type
10-45	2 3G9-66136-0	* O-Ring 2.0-10.0	1	1	1	for Manual, Gas Assist

Fig. 11 ELECTRIC PARTS (STARTER MOTOR)



Ref. No.	Part No.	Description	Qty			Remarks
			D30B2	D40B2	D50B2	
11-1	3T5-06301-0	Ring Gear Cover	1	1	1	
11-2	3GF-06304-0	Collar	3	3	3	
11-3	3B7-06305-0	Rubber Mount 9-16-4.3	3	3	3	
11-4	3R0-72181-0	Caution Decal (B)	1	1	1	
11-5	3Y9-72194-0	Fuse Decal	1	1	1	
11-6	3T5-72186-0	Pressure Decal	1	1	1	
11-7	3GF-72026-0	Spark Plug Decal	1	1	1	
11-8	910103-0625	Bolt	3	3	3	
11-9	3C8-76010-1	Starter Motor A'ssy	1	1	1	
11-10	3C8-76015-0	* Pinion A'ssy	1	1	1	
11-11	3C8-75015-0	* Washer	1	1	1	
11-12	3C8-75014-0	* Brush Holder A'ssy	1	1	1	
11-13	921521-6408	* Screw	2	2	2	
11-14	3C8-75016-0	* Bushing 1	1	1	1	
11-15	3C8-75017-0	* Bushing 2	1	1	1	
11-16	3C8-75018-0	* O-Ring	1	1	1	
11-17	940103-0600	* Washer	1	1	1	
11-18	941303-0600	* Spring Washer	2	2	2	
11-19	930203-0600	* Nut	2	2	2	
11-20	3C8-75019-0	* Bolt	2	2	2	
11-21	941321-0500	* Spring Washer	2	2	2	
11-22	940221-0500	* Washer	2	2	2	
11-23	910103-6825	Bolt	2	2	2	
11-24	3T5B05101-0	Bracket Fan Motor	1	1	1	
11-25	3C8-76007-0	Damper Starter Motor	1	1	1	
11-26	3C8-76009-0	Starter Motor Band	1	1	1	
11-27	910103-6825	Bolt	4	4	4	
11-28	910103-6820	Bolt	1	1	1	
11-29	3B7-76120-2	Battery Cable L=3000	1	1	1	
11-30	910103-6616	Bolt	1	1	1	

Fig. 11 ELECTRIC PARTS (STARTER MOTOR)

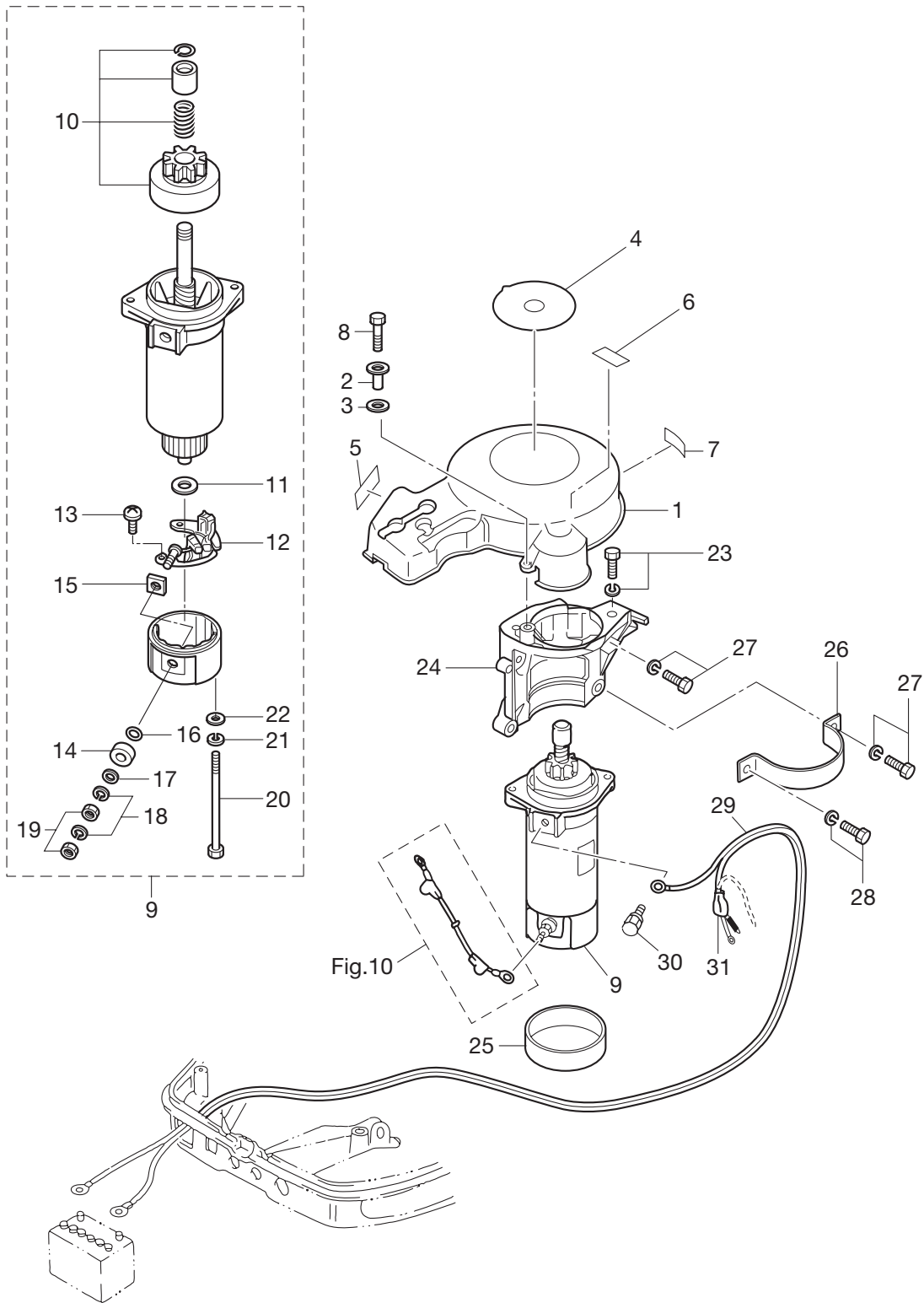
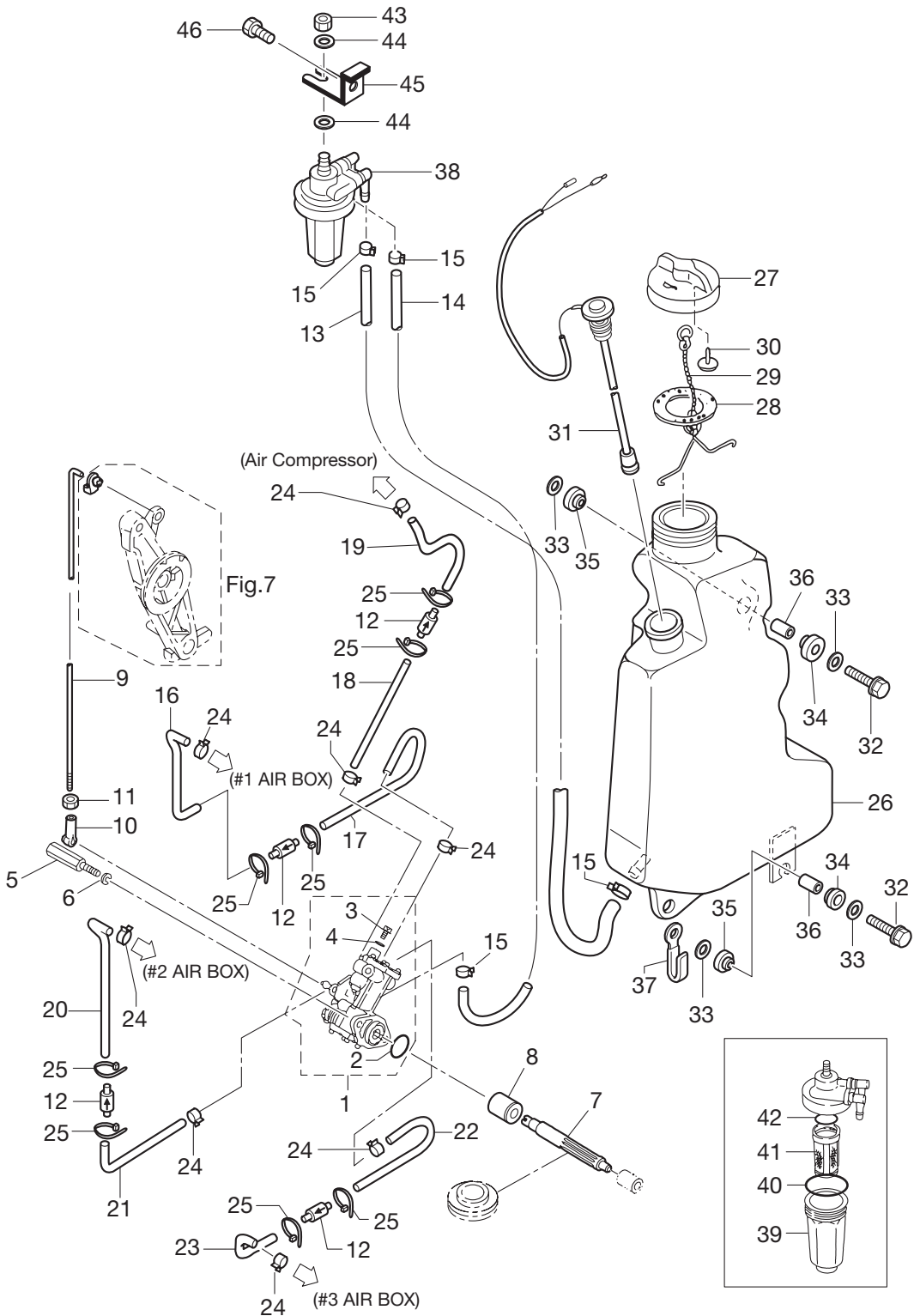
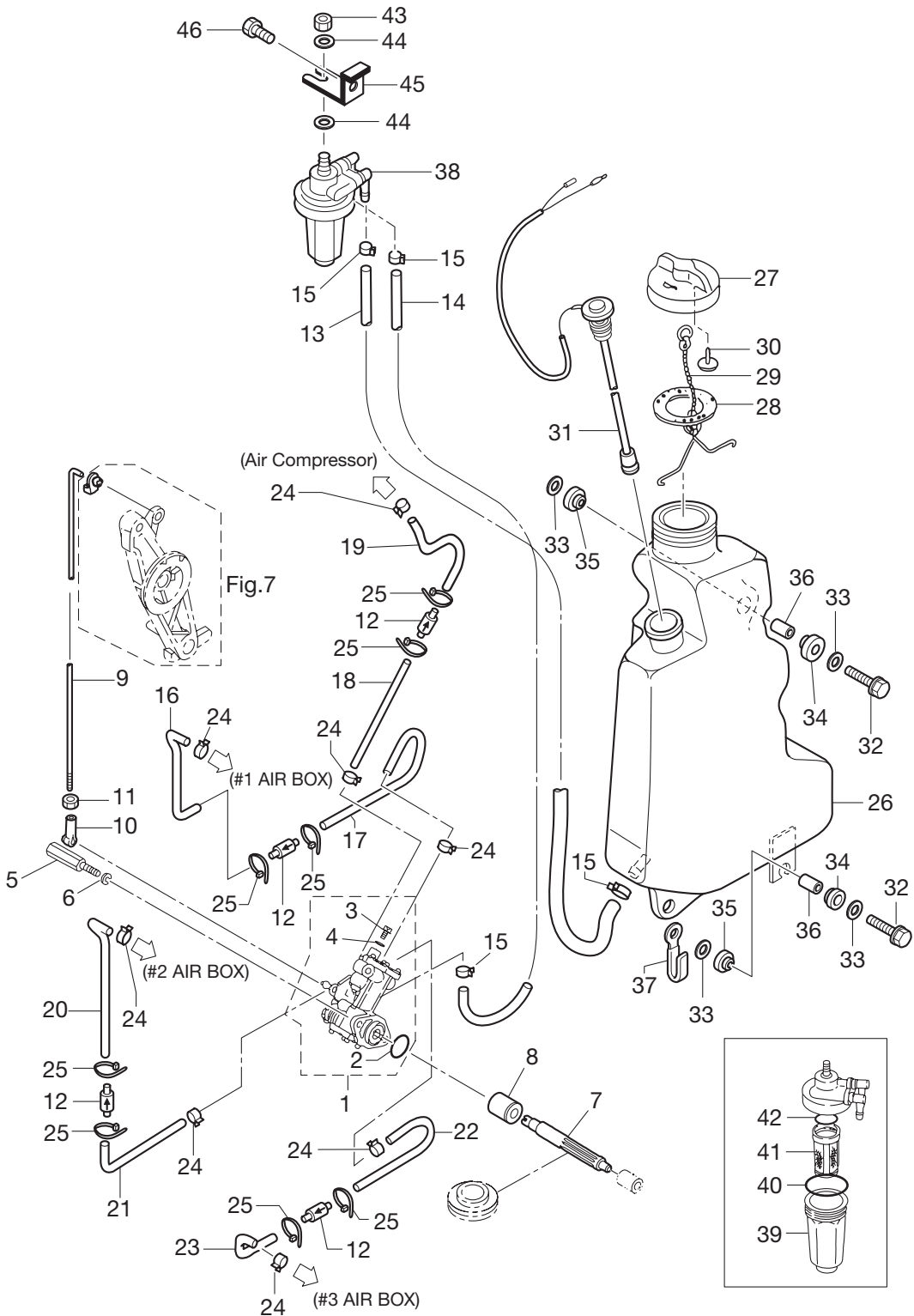


Fig. 12 OIL PUMP



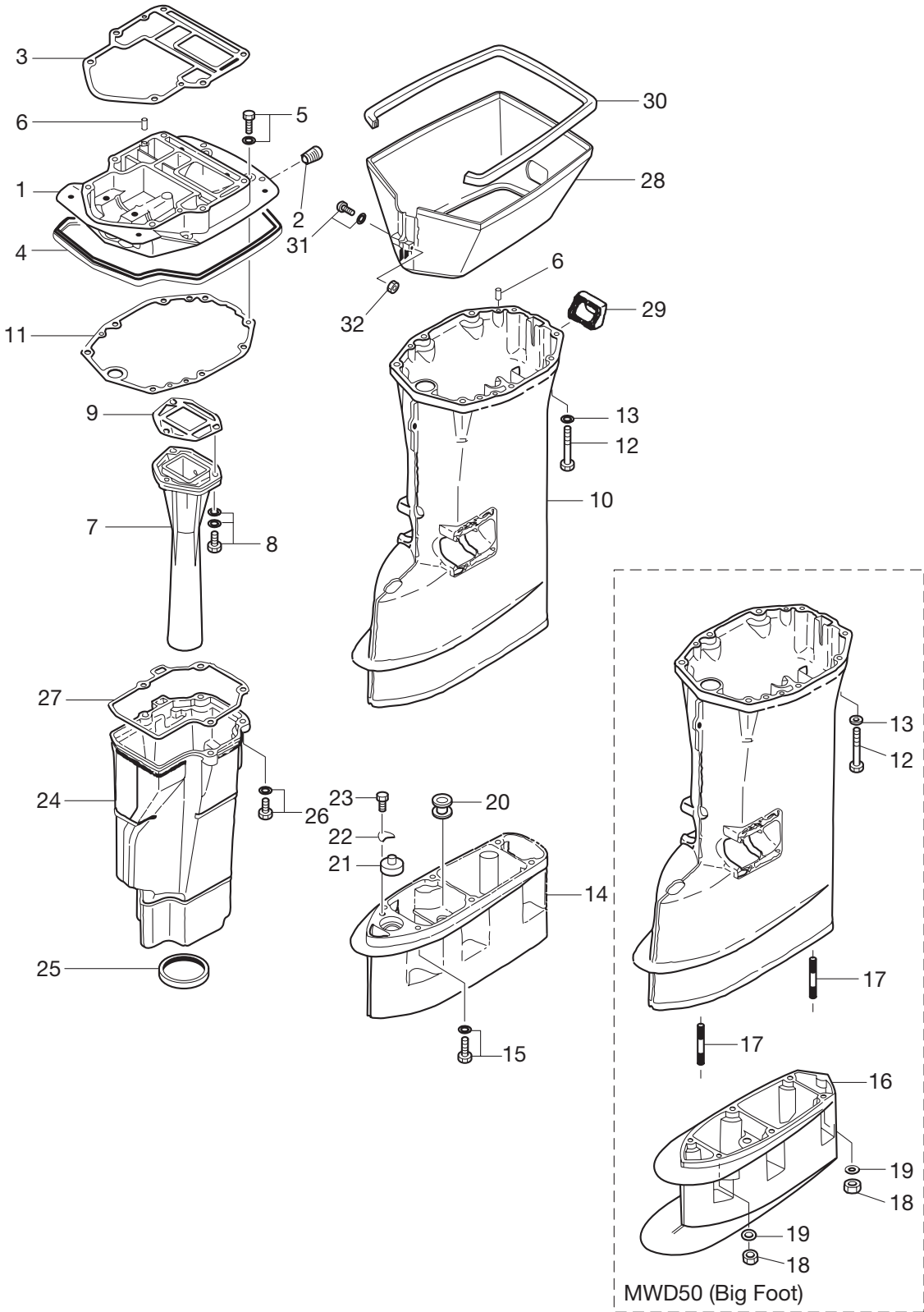
Ref. No.	Part No.	Description	Qty			Remarks
			D30B2	D40B2	D50B2	
12-1	3T5-09000-0	Oil Pump A'ssy	1	1	1	
12-2	3B7-09002-0	* O-Ring 1.6-19.2	1	1	1	
12-3	3B7-09004-0	* Air Vent Bolt	1	1	1	
12-4	3B7-09006-0	* Washer	1	1	1	
12-5	3C8-09050-1	Oil Pump Bolt	2	2	2	
12-6	941303-0600	Spring Washer	2	2	2	
12-7	3C8-09065-0	Oil Pump Driven Gear	1	1	1	
12-8	3C8-09069-0	Bushing 9-20-20.8	1	1	1	
12-9	3C8-09053-1	Oil Pump Rod ϕ 4.5-190	1	1	1	
12-10	3B7-05243-0	Ball Joint Connector	1	1	1	
12-11	930103-0500	Nut	1	1	1	
12-12	3B7-09075-1	Check Valve Complete	4	4	4	
12-13	99AA-6-0570	Pipe	1	1	1	99AA-6-1000
12-14	99AA-6-0175	Pipe	1	1	1	99AA-6-1000
12-15	3AB-35143-0	Clip ϕ 9.4	4	4	4	
12-16	99AA-2-0200	Pipe	1	1	1	99AA-2-1000
12-17	99AA-2-0140	Pipe	1	1	1	99AA-2-1000
12-18	99AA-2-0120	Pipe	1	1	1	99AA-2-1000
12-19	99AA-2-0160	Pipe	1	1	1	99AA-2-1000
12-20	99AA-2-0140	Pipe	1	1	1	99AA-2-1000
12-21	99AA-2-0200	Pipe	1	1	1	99AA-2-1000
12-22	99AA-2-0200	Pipe	1	1	1	99AA-2-1000
12-23	99AA-2-0100	Pipe	1	1	1	99AA-2-1000
12-24	3B7-09052-0	Clip ϕ 6.9	8	8	8	
12-25	3T5-84398-0	Band Lead Wire 104	8	8	8	
12-26	3T5-71010-0	Oil Tank	1	1	1	
12-27	3C8-71015-0	Oil Filler Cap	1	1	1	
12-28	3C8-71016-0	Gasket 36-52-2	1	1	1	
12-29	3C8-71017-0	Cap Hook Tank	1	1	1	
12-30	3C8-71018-0	Oil Tank Cap Check Valve	1	1	1	

Fig. 12 OIL PUMP



Ref. No.	Part No.	Description	Qty			Remarks
			D30B2	D40B2	D50B2	
12-31	3T5-71020-0	Oil Level Sensor	1	1	1	
12-32	910103-6630	Bolt	2	2	2	
12-33	346-67115-0	Washer 6.5-21-1	4	4	4	
12-34	346-67113-0	Mount Motor Cover Lower	2	2	2	
12-35	3B7-06920-0	Rubber Mount 8.5-14-2.5	2	2	2	
12-36	346-67114-1	Spacer 6.2-9-15.7	2	2	2	
12-37	3T4-06972-1	Clamp 6.5-87P	1	1	1	
12-38	3C7-71030-0	Oil Filter A'ssy	1	1	1	
12-39	3B7-02237-0	* Cup	1	1	1	
12-40	3B7-02235-0	* O-Ring A	1	1	1	
12-41	3C7-71033-0	* Filter	1	1	1	
12-42	3B7-02236-0	* O-Ring B	1	1	1	
12-43	930103-0800	Nut	1	1	1	
12-44	940103-0800	Washer	2	2	2	
12-45	3T5-02239-0	Plate Filter	1	1	1	
12-46	910103-6614	Bolt	1	1	1	

Fig. 13 DRIVE SHAFT HOUSING



Ref. No.	Part No.	Description	Qty			Remarks
			D30B2	D40B2	D50B2	
13-1	3T5Q01301-0	Engine Basement	1	1	1	
13-2	3H6-07257-0	Exhaust Plug	1	1	1	
13-3	3C8-01303-4	Engine Basement Gasket	1	1	1	
13-4	3C8-67116-0	Engine Basement Seal	1	1	1	
13-5	910103-5625	Bolt	4	4	4	
13-6	345-01111-0	Dowel Pin 6-12	4	4	4	
13-7	3E3-02311-0	Exhaust Pipe	1	1	1	
13-8	3C8-02319-0	Bolt	3	3	3	
13-9	3C8-02312-2	Exhaust Pipe Gasket	1	1	1	
13-10	1 3C8Q61191-1	Drive Shaft Housing (S)	1	1	1	for Transom "S"
13-10	2 3C8Q61192-0	Drive Shaft Housing (L)	1	1	1	for Transom "L" & "UL"
13-11	3C8-61012-2	Drive Shaft Housing Gasket	1	1	1	
13-12	9161F4-0880	Bolt	6	6	6	
13-13	9401E3-0800	Washer	6	6	6	
13-14	3C8Q61110-0	Extension Housing	1	1	1	for Transom "UL"
13-15	9101E3-5835	Bolt	6	6	6	for Transom "UL"
13-16	3S7Q61110-0	Extension Housing A'ssy (UL)	1	1	1	for MWD50 (Big Foot)
13-17	9153E3-0825	Stud Bolt	6	6	6	for MWD50 (Big Foot)
13-18	930103-0800	Nut	6	6	6	for MWD50 (Big Foot)
13-19	9402E3-0800	Washer	6	6	6	for MWD50 (Big Foot)
13-20	1 346-65204-0	Water Pipe Auxiliary Mount	1	1	1	STD
13-20	2 346-65204-0	Water Pipe Auxiliary Mount	2	2	2	for UL Water Pipe Locking Rubber
13-21	346-66037-0	Cam Rod Holder	1	1	1	for Transom "UL"
13-22	353-66024-0	Stopper Drive Shaft Housing	1	1	1	for Transom "UL"
13-23	910103-6612	Bolt	1	1	1	for Transom "UL"
13-24	3C8-61180-0	Exhaust Housing	1	1	1	
13-25	3C8-61182-0	Grommet Exhaust Housing	1	1	1	
13-26	3C8-61184-0	Bolt	4	4	4	
13-27	3C8-61181-2	Exhaust Housing Gasket	1	1	1	
13-28	3C8Q61210-0	Apron	1	1	1	

Fig. 13 DRIVE SHAFT HOUSING

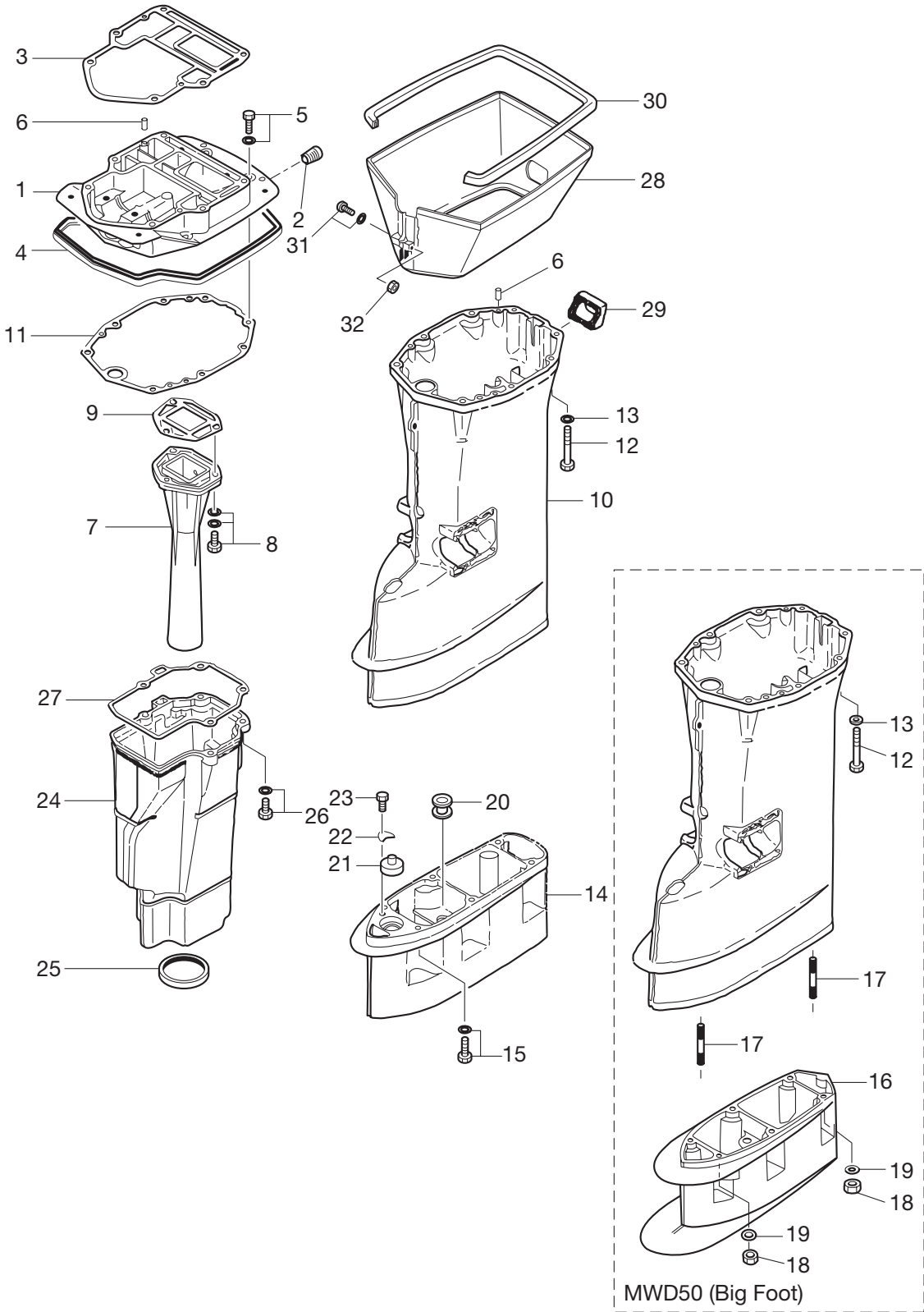
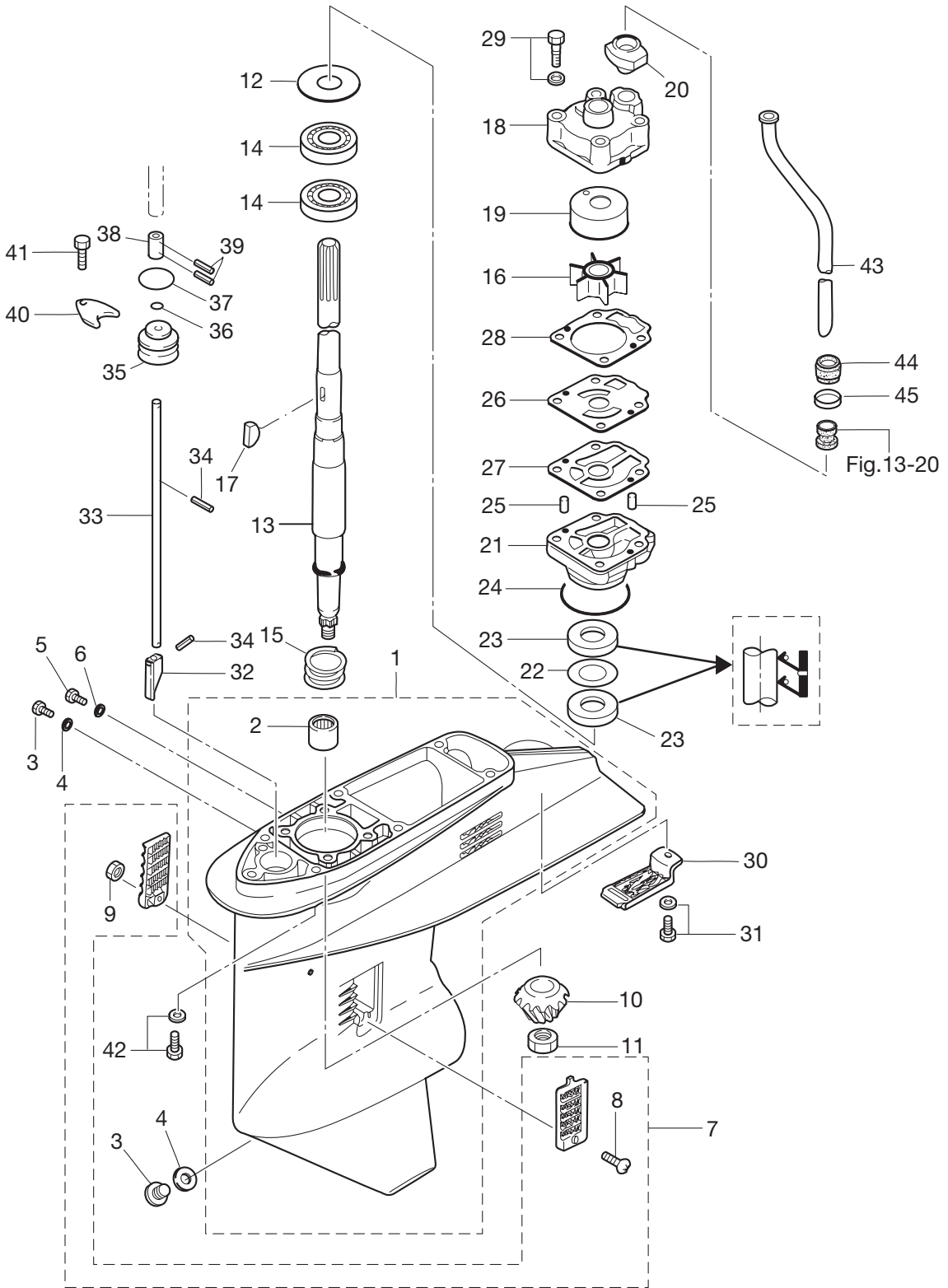
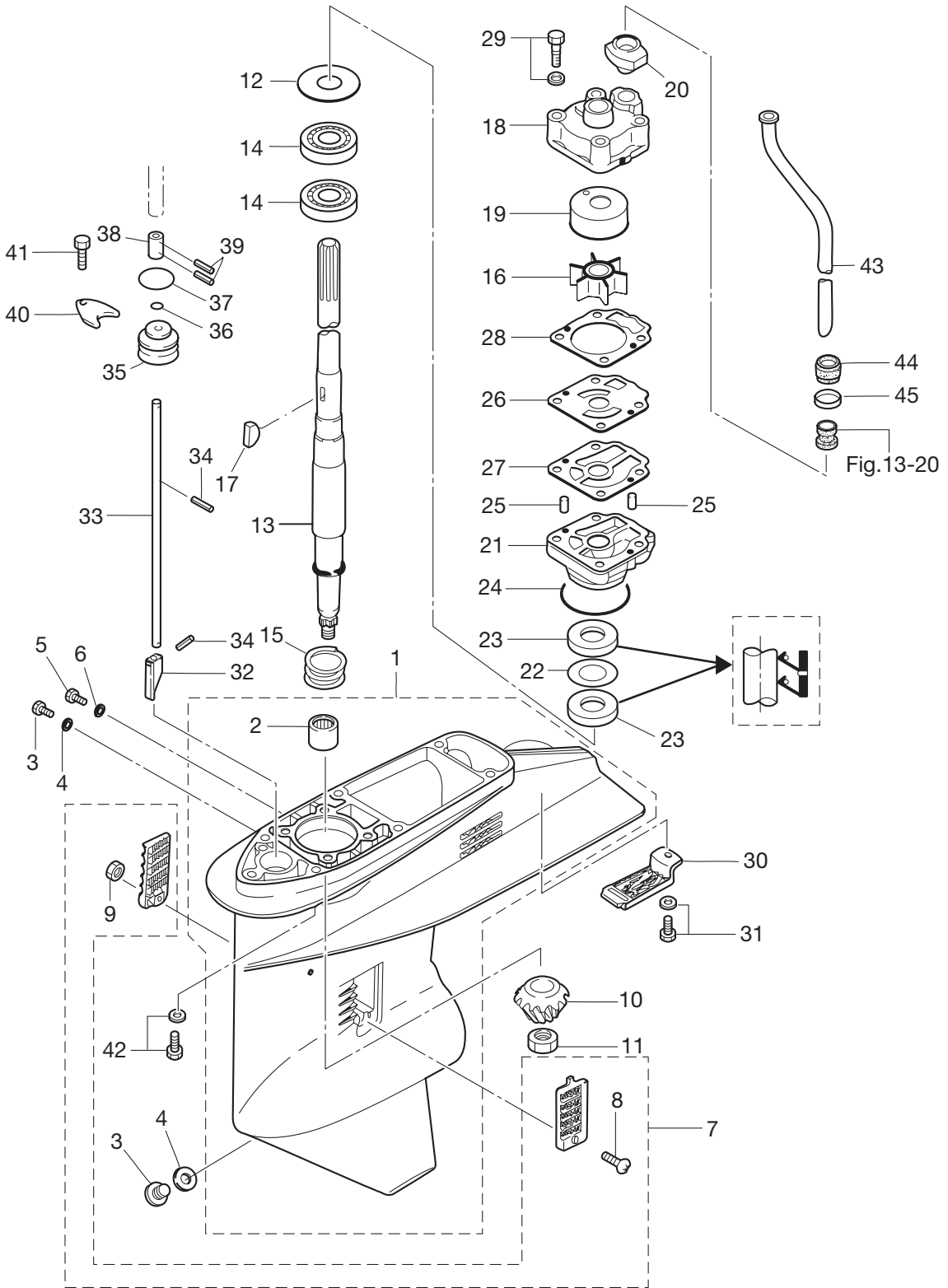


Fig. 14 GEAR CASE (DRIVE SHAFT)



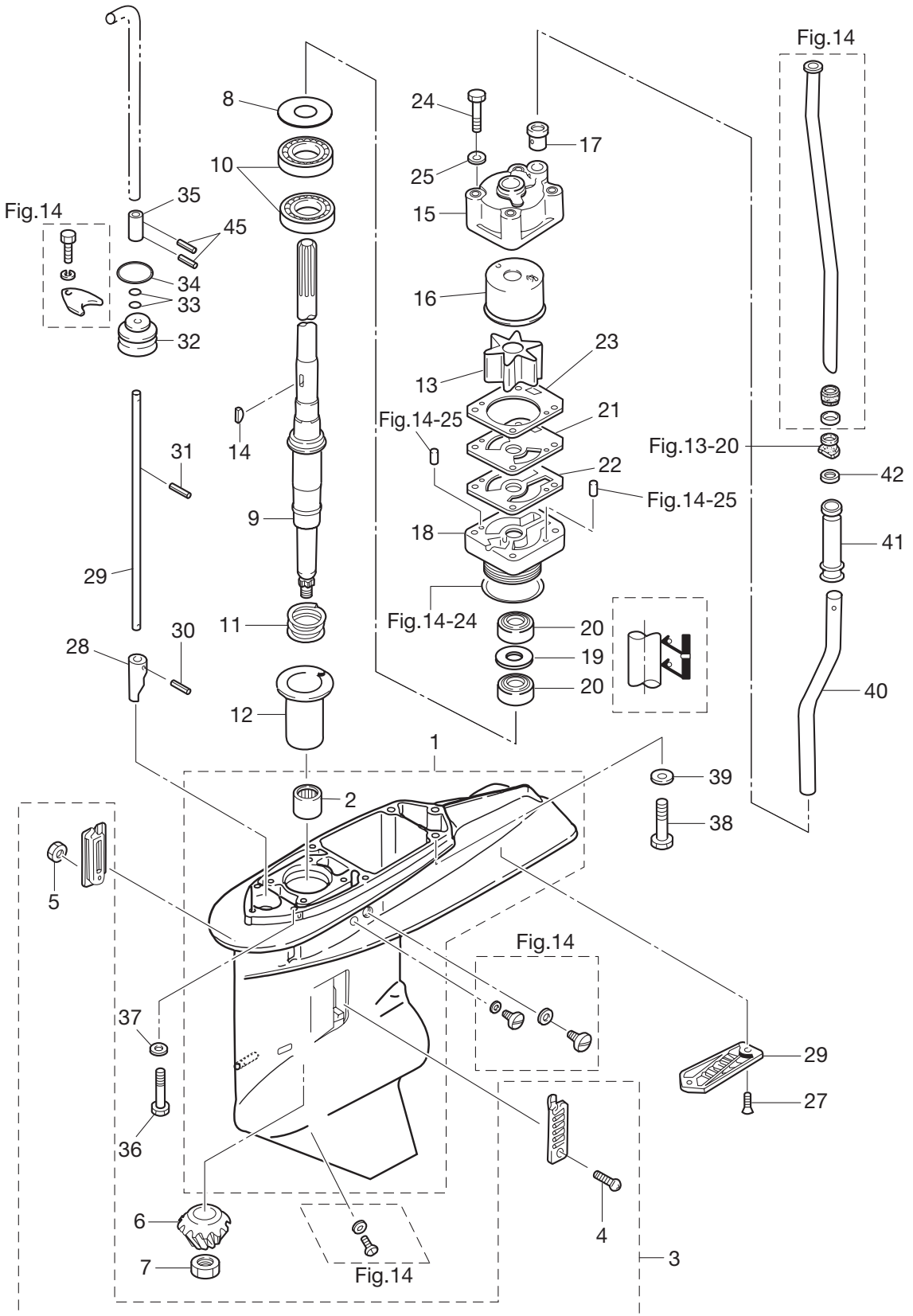
Ref. No.	Part No.	Description	Qty			Remarks	
			D30B2	D40B2	D50B2		
14-1	1	3C8Q60000-0	Gear Case A'ssy	1	1	1	STD
14-1	2	3C8Q60090-0	Gear Case A'ssy (W/Subwater Pipe)	1	1	1	for UL with Subwater Pipe
14-2		345-60211-0	* Roller Bearing 22-30-30	1	1	1	
14-3		332-60005-2	Plug	2	2	2	
14-4		332-60006-0	Gasket 8.1-15-1	2	2	2	
14-5		3B7-60015-1	Plug Water	1	1	1	
14-6		3B7-60016-1	Gasket 10.1-15-1	1	1	1	
14-7		3C8-60205-1	Water Strainer Set	1	1	1	
14-8		921503-0438	* Screw	1	1	1	
14-9		930403-0400	* Nylon Nut 4P0.7	1	1	1	
14-10		3C8-64020-2	Bevel Gear B	1	1	1	
14-11		3C8-64027-0	Nut Bevel Gear B	1	1	1	
14-12	1	345-64081-0	Shim 41-51.5-0.1	A	A	A	
14-12	2	345-64082-0	Shim 41-51.5-0.15	A	A	A	
14-12	3	345-64083-0	Shim 41-51.5-0.3	A	A	A	
14-12	4	345-64084-0	Shim 41-51.5-0.5	A	A	A	
14-13	1	3C8-64301-0	Drive Shaft (S)	1	1	1	for Transom "S"
14-13	2	3C8-64302-0	Drive Shaft (L)	1	1	1	for Transom "L"
14-13	3	3C8-64303-0	Drive Shaft (UL)	1	1	1	for Transom "UL"
14-14		3C8-60213-0	Tapered Roller Bearing 6304	2	2	2	
14-15		3C8-64327-0	Drive Shaft Spring	1	1	1	
14-16		3C8-65021-2	Water Pump Impeller	1	1	1	
14-17		332-65022-0	Key Pump Impeller	1	1	1	
14-18		3T5-65016-0	Pump Case (Upper)	1	1	1	
14-19		3T5-65011-0	Pump Case Liner	1	1	1	
14-20		3C8-65014-0	Water Pipe Seal (Lower)	1	1	1	
14-21		3C8-65017-1	Pump Case (Lower)	1	1	1	
14-22		3C8-64084-0	Shim 32.9-26-0.5	1	1	1	
14-23		3C8-60223-0	Oil Seal 17-33-6	2	2	2	
14-24		345-65015-0	O-Ring 3.2-47	1	1	1	

Fig. 14 GEAR CASE (DRIVE SHAFT)



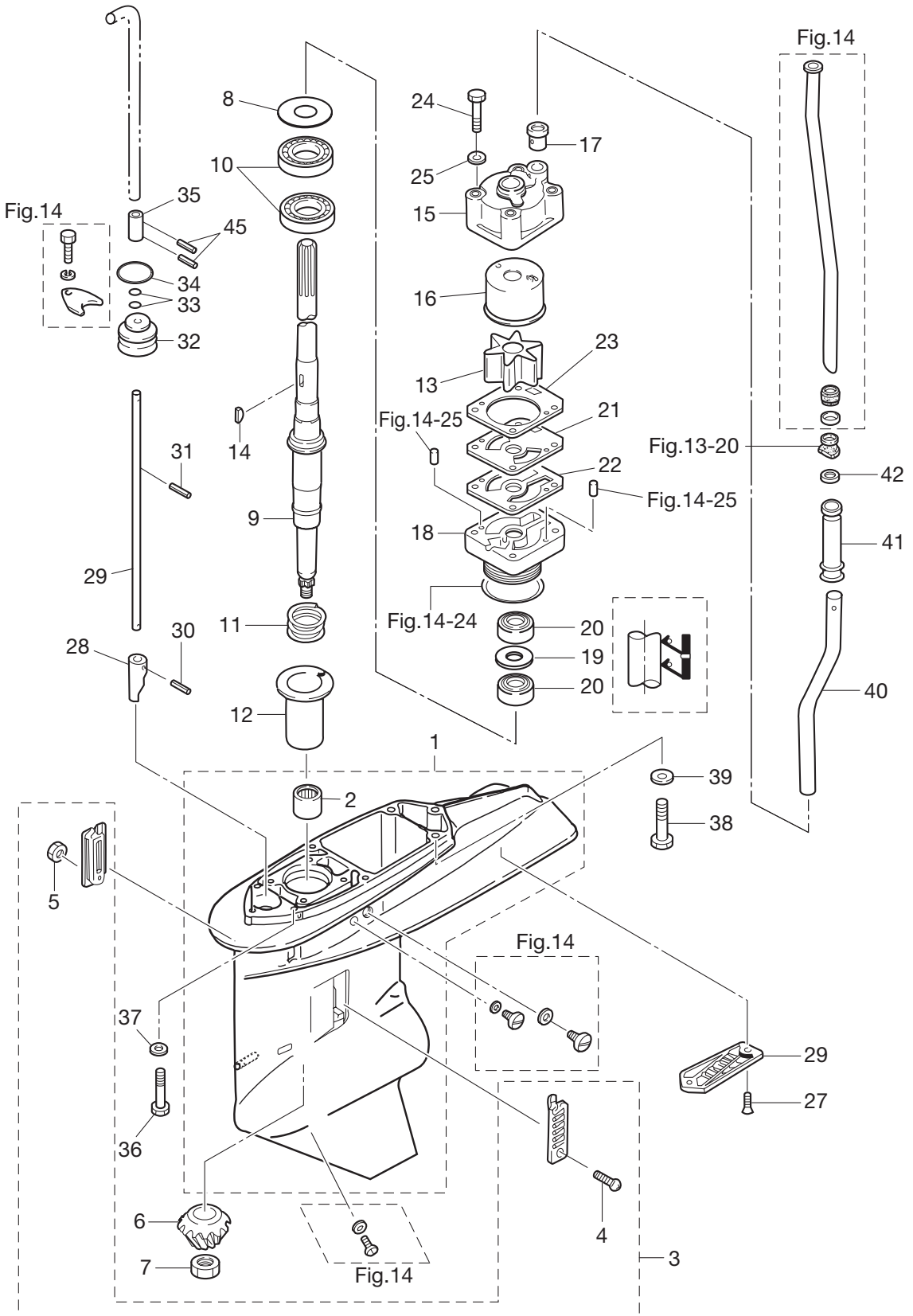
Ref. No.	Part No.	Description	Qty			Remarks
			D30B2	D40B2	D50B2	
14-25	334-65012-0	Dowel Pin 4-10	2	2	2	
14-26	3C8-65025-0	Water Pump Guide Plate	1	1	1	
14-27	3C8-65029-2	Guide Plate Gasket	1	1	1	
14-28	3T5-65018-2	Pump Case Gasket	1	1	1	
14-29	9101E3-5855	Bolt	4	4	4	
14-30	3C8-60204-0	Sub-Water Inlet Strainer	1	1	1	
14-31	910103-5616	Bolt 5-16	1	1	1	
14-32	3C8-66011-0	Clutch Cam	1	1	1	
14-33	1 3C8-66012-0	Cam Rod (S)	1	1	1	for Transom "S"
14-33	2 3C8-66013-0	Cam Rod (L)	1	1	1	for Transom "L"
14-33	3 3C8-66014-0	Cam Rod (UL)	1	1	1	for Transom "UL"
14-34	951407-0312	Spring Pin 3-12	2	2	2	
14-35	3C8-66031-1	Cam Rod Bushing	1	1	1	
14-36	332-66021-0	O-Ring 2.4-5.8	1	1	1	
14-37	3C8-66032-0	O-Ring 3.5-21.7	1	1	1	
14-38	3C8-66241-0	Shift Rod Joint	1	1	1	
14-39	951403-0312	Spring Pin 3-12	1	1	1	
14-40	353-66024-0	Stopper Drive Shaft Housing	1	1	1	
14-41	910103-6612	Bolt	1	1	1	
14-42	9101E3-5835	Bolt	6	6	6	
14-43	1 3C8-65100-0	Water Pipe (S)	1	1	1	for Transom "S"
14-43	2 3C8-65110-0	Water Pipe (L)	1	1	1	for Transom "L"
14-43	3 3C8-65120-0	Water Pipe (UL)	1	1	1	for Transom "UL"
14-44	345-65206-0	Water Pipe Seal (Upper)	1	1	1	
14-45	345-65205-0	Collar 18-20-4.5	1	1	1	

Fig. 15 GEAR CASE (DRIVE SHAFT) (MWD50, Big Foot)



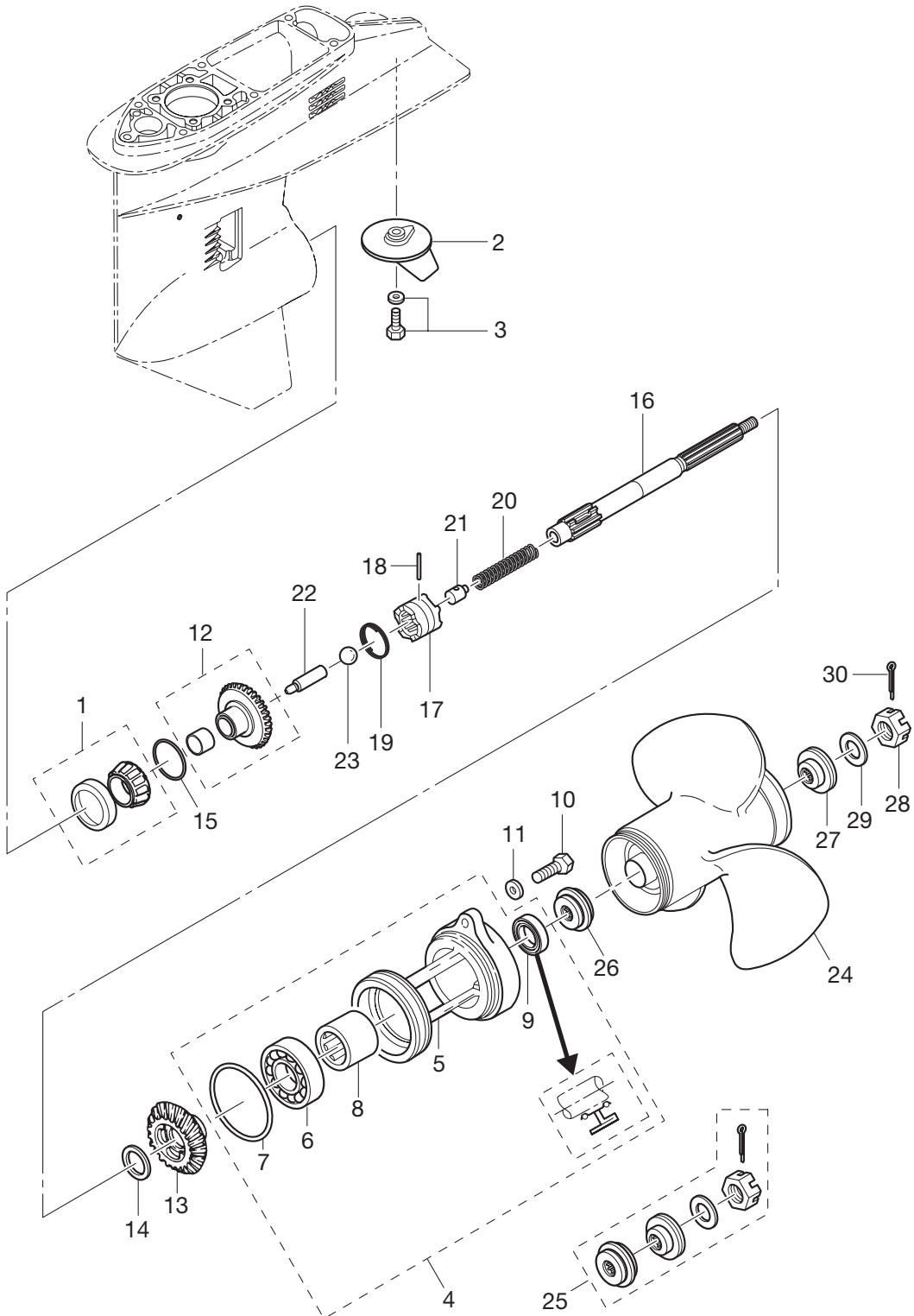
Ref. No.	Part No.	Description	Qty			Remarks
			D30B2	D40B2	D50B2	
15-1	3S7Q60090-1	Gear Case A'ssy(Subwater Pipe)	1	1	1	
15-2	353-60211-0	* Roller Bearing Propeller Shaft	1	1	1	
15-3	3B7-60205-0	Water Strainer Set	1	1	1	
15-4	921503-0438	* Screw	1	1	1	
15-5	930403-0400	* Nylon Nut 4P0.7	1	1	1	
15-6	3F3-64020-0	Bevel Gear B	1	1	1	
15-7	353-64027-0	Nut Bevel Gear B	1	1	1	
15-8	1 353-64081-0	Shim 44-50.5-0.1	A	A	A	
15-8	2 353-64082-0	Shim 44-50.5-0.15	A	A	A	
15-8	3 353-64083-0	Shim 44-50.5-0.3	A	A	A	
15-9	1 3S7-64302-0	Drive Shaft (L)	1	1	1	for Transom "L"
15-9	2 3S7-64303-0	Drive Shaft (UL)	1	1	1	for Transom "UL"
15-10	3S7-60213-0	Ball Bearing 6205R	2	2	2	
15-11	353-64327-0	Drive Shaft Spring	1	1	1	
15-12	3A3-64328-0	Drive Shaft Spring Guide	1	1	1	
15-13	3B7-65021-2	Water Pump Impeller	1	1	1	
15-14	3B7-65022-0	Key Pump Impeller	1	1	1	
15-15	3B7-65016-0	Pump Case Sub-A'ssy (Upper)	1	1	1	
15-16	3B7-65238-0	Pump Case Liner (Chrome Plated)	1	1	1	Chromium Plated
15-17	3B7-65014-0	Water Pipe Seal (Lower)	1	1	1	
15-18	3F3-65017-1	Pump Case (Lower)	1	1	1	
15-19	3F3-64084-0	Shim 36.9-30-0.5	1	1	1	
15-20	3F3-60223-0	Oil Seal 22-37-8	2	2	2	
15-21	3F3-65239-1	Water Pump Guide Plate(Chrome Plated)	1	1	1	Chromium Plated
15-22	3B7-65029-0	Guide Plate Gasket	1	1	1	
15-23	3B7-65018-0	Pump Case Gasket	1	1	1	
15-24	9161E3-0880	Bolt	4	4	4	
15-25	940103-0800	Washer	4	4	4	
15-26	3F3-60204-0	Sub-Water Inlet Strainer	1	1	1	
15-27	921503-0608	Screw	2	2	2	

Fig. 15 GEAR CASE (DRIVE SHAFT) (MWD50, Big Foot)



Ref. No.	Part No.	Description	Qty			Remarks	
			D30B2	D40B2	D50B2		
15-28		3S7-66011-0	Clutch Cam	1	1	1	
15-29	1	3S7-66013-0	Cam Rod (L)	1	1	1	for Transom“L”
15-29	2	3S7-66014-0	Cam Rod (UL)	1	1	1	for Transom“UL”
15-30		951403-3514	Spring Pin 3.5-14	1	1	1	
15-31		951403-3510	Spring Pin 3.5-10	1	1	1	
15-32		3B7-66031-1	Cam Rod Bushing	1	1	1	
15-33		345-66021-0	O-Ring 1.9-6.8	2	2	2	
15-34		3B7-66023-0	O-Ring 3.5-27.7	1	1	1	
15-35		3S7-66241-0	Shift Rod Joint	1	1	1	
15-36		3T1-60001-0	Bolt 8-35	4	4	4	
15-37		9402E3-0800	Washer	4	4	4	
15-38		3B7-60001-4	Bolt 10-40	2	2	2	
15-39		9402E3-1000	Washer	2	2	2	
15-40		3S7-60252-0	Extension Pipe	1	1	1	
15-41		3S7-60251-0	Joint Hose	1	1	1	
15-42		345-65205-0	Collar 18-20-4.5	1	1	1	

Fig. 16 GEAR CASE (PROPELLER SHAFT)



Ref. No.	Part No.	Description	Qty			Remarks
			D30B2	D40B2	D50B2	
16-1	345-60215-0	Tapered Roller Bearing 32007	1	1	1	
16-2	3C8-60217-1	Trim Tab	1	1	1	
16-3	910103-5620	Bolt	1	1	1	
16-4	3C8Q60100-0	Propeller Shaft Housing A'ssy	1	1	1	
16-5	3C8Q60101-0	* Propeller Shaft Housing	1	1	1	
16-6	9601-0-6007	* Ball Bearing 6007	1	1	1	
16-7	345-60103-0	* O-Ring 3.53-69.44	1	1	1	
16-8	345-60211-0	* Roller Bearing 22-30-30	1	1	1	
16-9	334-60223-0	* Oil Seal 22-36-10	1	1	1	
16-10	3C8-60108-1	Pre-Coated Bolt	2	2	2	
16-11	9401E3-0600	Washer	2	2	2	
16-12	3C8-64010-1	Bevel Gear A'ssy (A)	1	1	1	
16-13	3C8-64030-0	Bevel Gear C	1	1	1	
16-14	345-64032-0	Washer 22.1-28-3	1	1	1	
16-15	1 353-64036-0	Shim 36-44-0.3	A	A	A	
16-1	2 353-64037-0	Shim 36-44-0.15	A	A	A	
16-15	3 353-64038-0	Shim 36-44-0.1	A	A	A	
16-16	3C8-64211-0	Propeller Shaft	1	1	1	
16-17	3C8-64215-2	Clutch	1	1	1	
16-18	3C8-64217-0	Pin Clutch	1	1	1	
16-19	3C8-64219-1	Snap Pin Clutch	1	1	1	
16-20	3C8-64221-0	Spring Clutch	1	1	1	
16-21	3C8-64222-0	Spring Retainer Clutch	1	1	1	
16-22	3C8-64223-1	Push Rod Clutch	1	1	1	
16-23	965002-0803	Ball Steel 3/8	1	1	1	
16-24	1 3T5B64527-0	Propeller A'ssy (13")			1	STD.50ps
16-24	2 3T5B64523-0	Propeller A'ssy (11")	1			STD.30ps
16-24	3 3T5B64525-0	Propeller A'ssy (12")		1		STD.40ps
16-24	4 348B64108-0	Propeller A'ssy (7")	1	1	1	OPT
16-24	5 3T5B64518-0	Propeller A'ssy (9")	1	1	1	OPT

Fig. 16 GEAR CASE (PROPELLER SHAFT)

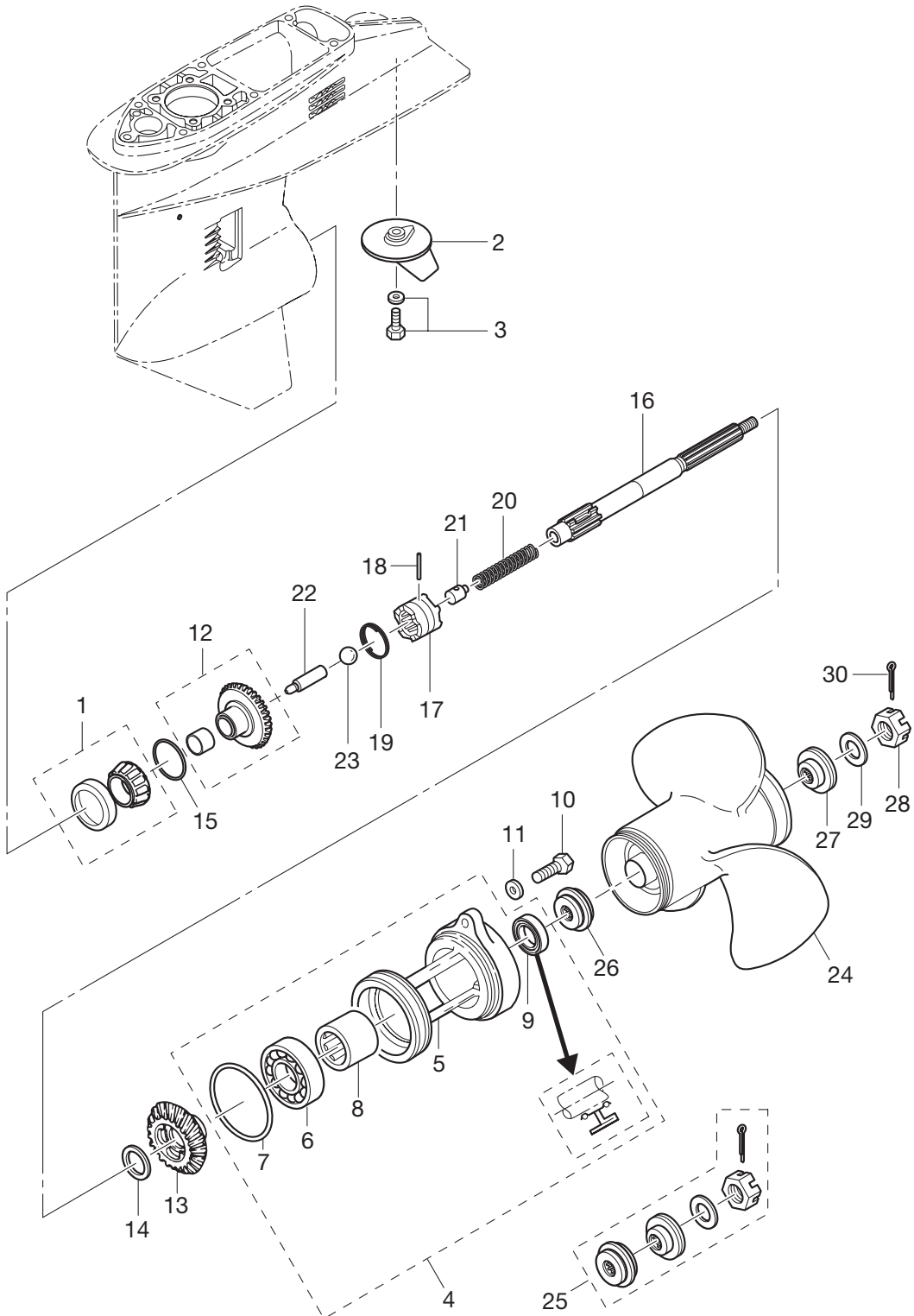
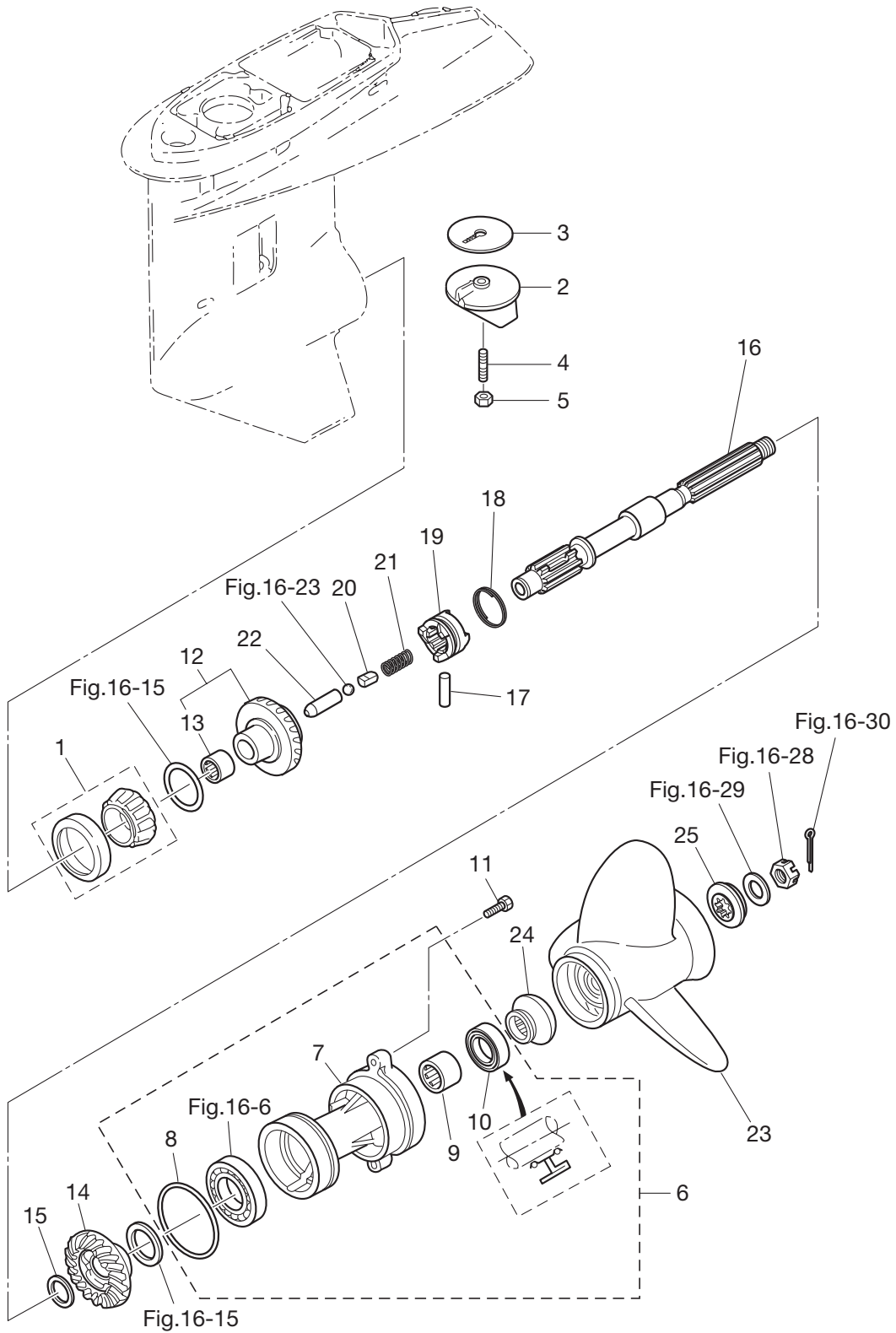


Fig. 17 GEAR CASE (PROPELLER SHAFT) (MWD50, Big Foot)



Ref. No.	Part No.	Description	Qty			Remarks
			D30B2	D40B2	D50B2	
17-1	3F3-60215-0	Tapered Roller Bearing 32007JR	1	1	1	
17-2	3B7-60217-1	Trim Tab	1	1	1	
17-3	3B7-60219-0	Trim Tab Gasket	1	1	1	
17-4	915303-0825	Stud Bolt	1	1	1	
17-5	930403-0800	Nylon Nut 8P1.25	1	1	1	
17-6	3A3Q60100-0	Propeller Shaft Housing A'ssy	1	1	1	
17-7	3A3Q60101-0	* Propeller Shaft Housing	1	1	1	
17-8	353-60103-0	* O-Ring 3.5-74.6	1	1	1	
17-9	353-60211-0	* Roller Bearing Propeller Shaft	1	1	1	
17-10	353-60111-0	* Oil Seal 25-38-10	1	1	1	
17-11	3C7-60108-1	Pre-Coated Bolt 8-30	2	2	2	
17-12	3F3-64010-3	Bevel Gear A'ssy (A)	1	1	1	
17-13	345-64011-0	Roller Bearing 202720	1	1	1	
17-14	3F3-64030-0	Bevel Gear C	1	1	1	
17-15	1 353-64032-0	Washer 22.1-28-3.0	A	A	A	
17-15	2 353-64034-0	Washer 22.1-28-2.75	A	A	A	
17-15	3 353-64035-0	Washer 22.1-28-2.5	A	A	A	
17-16	3A3-64211-0	Propeller Shaft	1	1	1	
17-17	353-64218-1	Pin Clutch	1	1	1	
17-18	353-64219-2	Snap Pin Clutch	1	1	1	
17-19	3F3-64215-0	Clutch	1	1	1	
17-20	3A3-64222-0	Spring Retainer Clutch	1	1	1	
17-21	346-64221-0	Spring Clutch	1	1	1	
17-22	353-64223-1	Push Rod Clutch	1	1	1	
17-23	1 353B64104-0	Propeller A'ssy 12"	1	1	1	STD
17-23	2 353B64101-0	Propeller A'ssy 9"	1	1	1	OPT
17-23	3 353B64102-0	Propeller A'ssy 10"	1	1	1	OPT
17-23	4 353B64103-0	Propeller A'ssy 11"	1	1	1	OPT
17-23	5 353B64105-0	Propeller A'ssy 13"	1	1	1	OPT
17-23	6 353B64106-0	Propeller A'ssy 14"	1	1	1	OPT

Fig. 17 GEAR CASE (PROPELLER SHAFT) (MWD50, Big Foot)

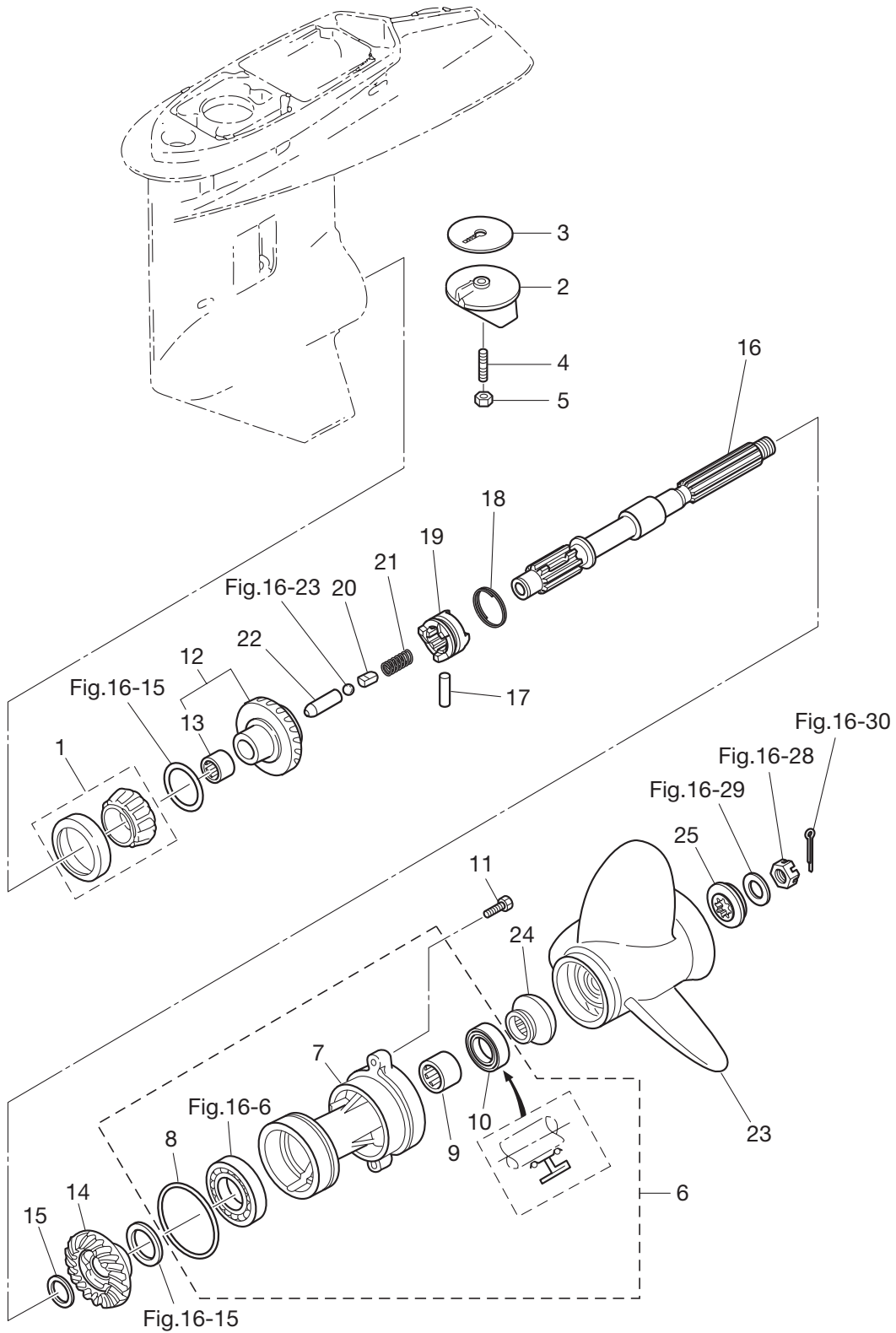
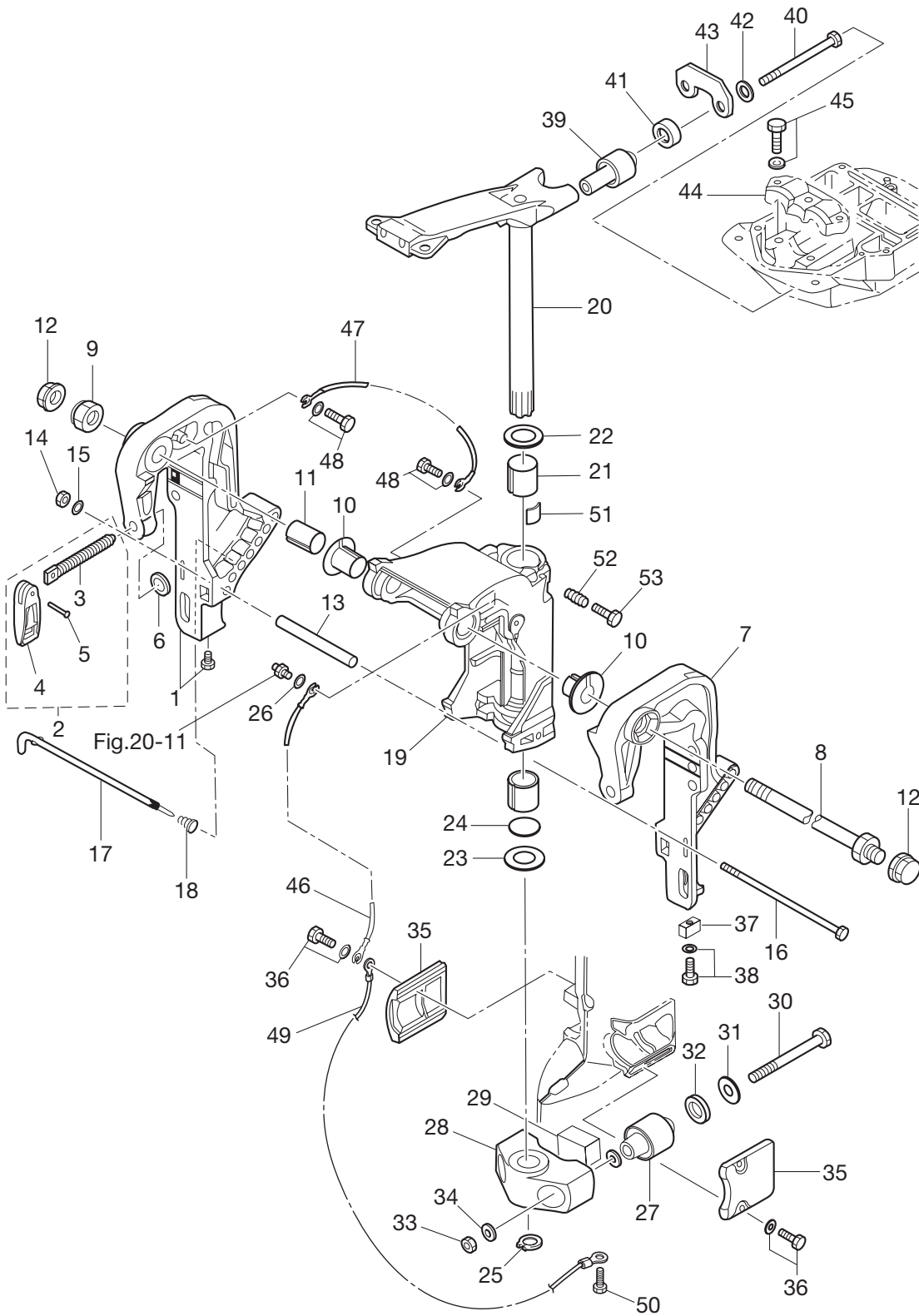
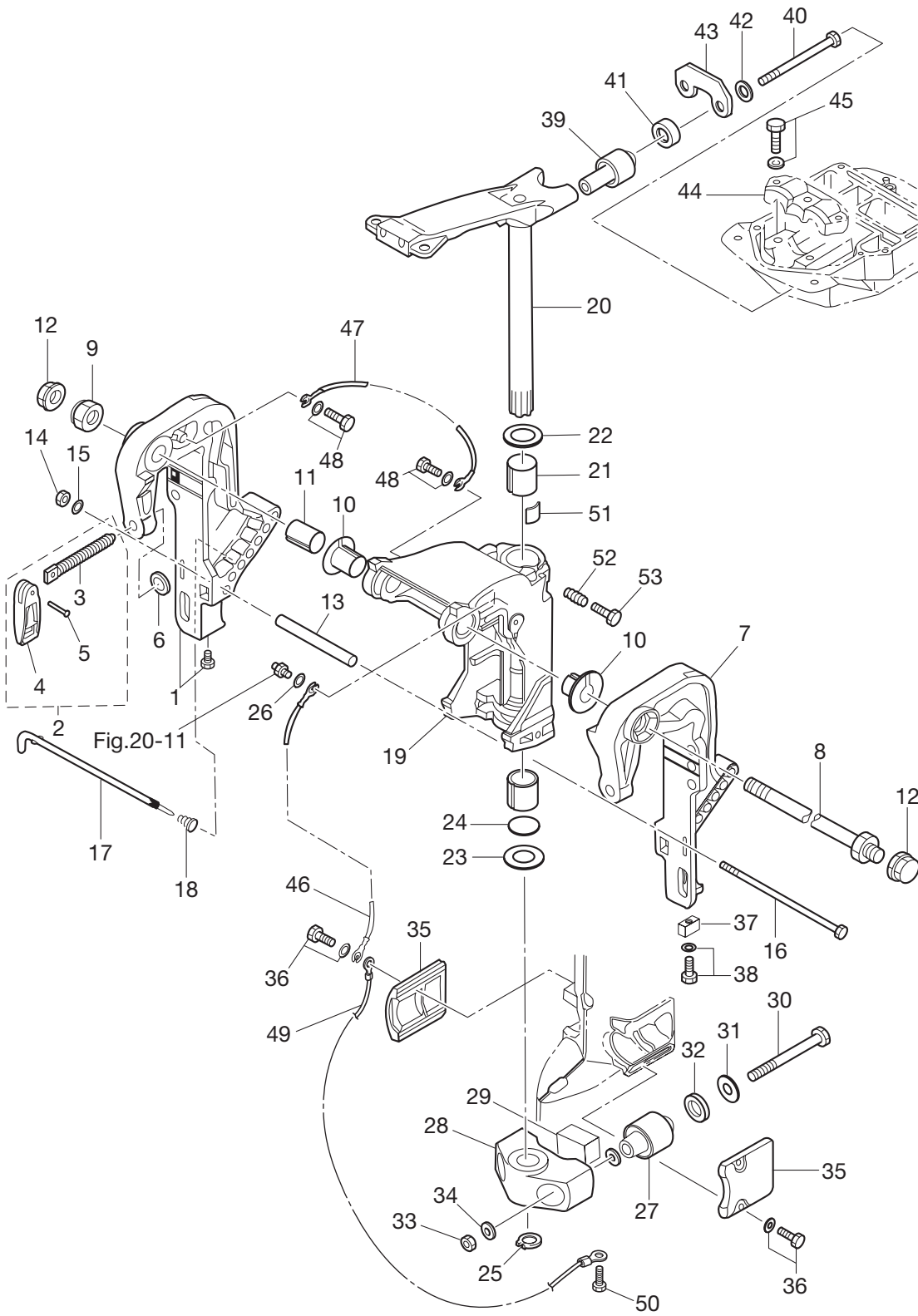


Fig. 18 BRACKET (1) MANUAL TILT



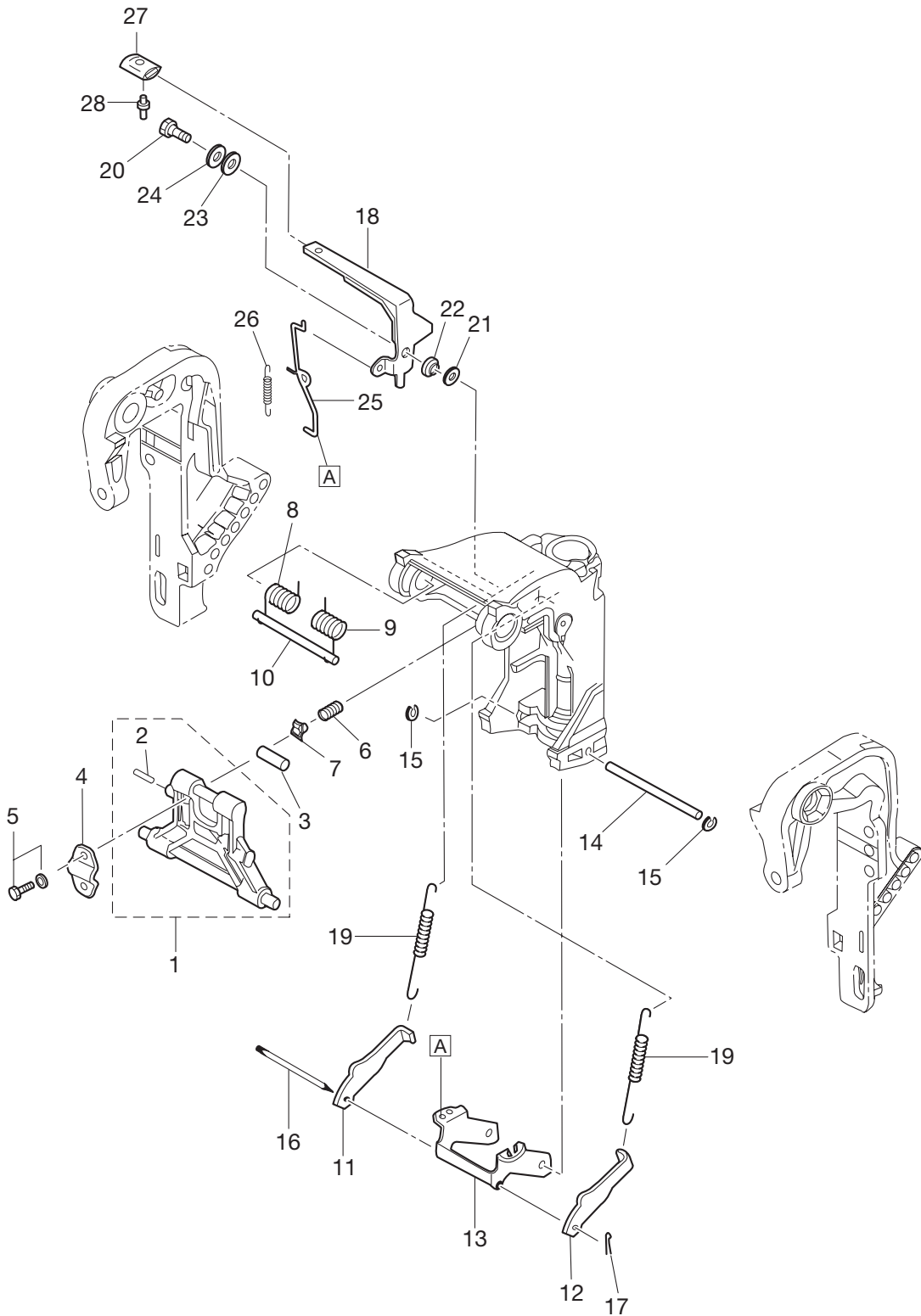
Ref. No.	Part No.	Description	Qty			Remarks
			D30B2	D40B2	D50B2	
18-1	3C8Q62112-0	Clamp Bracket (R)	1	1	1	Stern Bracket (Right) Starboard
18-2	1 3C8Q62100-1	Clamp Screw A'ssy	1	1	1	R
18-2	2 3C8Q62100-1	Clamp Screw A'ssy	1	1	1	L
18-3	1 3E3-62103-0	* Clamp Screw	1	1	1	R
18-3	2 3E3-62103-0	* Clamp Screw	1	1	1	L
18-4	1 332Q62102-1	* Clamp Screw Handle	1	1	1	R
18-4	2 332Q62102-1	* Clamp Screw Handle	1	1	1	L
18-5	1 3C8-62104-2	* Rivet 3-22	1	1	1	R
18-5	2 3C8-62104-2	* Rivet 3-22	1	1	1	L
18-6	1 332-62101-0	Clamp Screw Pad	1	1	1	R
18-6	2 332-62101-0	Clamp Screw Pad	1	1	1	L
18-7	3C8Q62113-0	Clamp Bracket (L)	1	1	1	Stern Bracket (Left) Port
18-8	3AC-62191-0	Swivel Bracket Shaft A'ssy	1	1	1	Bracket Bolt
18-9	346-62124-1	Nylon Nut 7/8	1	1	1	
18-10	349-62126-0	Bushing 26-32	2	2	2	
18-11	3C8-62132-0	Bushing 22-25-35.5	1	1	1	
18-12	346-62127-0	Cap Nut Bracket Bolt	2	2	2	for "F" Type
18-13	3C8-62117-1	Distance Piece	1	1	1	
18-14	930103-0800	Nut	1	1	1	
18-15	9401E3-0800	Washer	1	1	1	
18-16	3C8-62120-1	Bolt 8-170	1	1	1	
18-17	3C8-62121-1	Thrust Rod	1	1	1	
18-18	345-62122-2	Thrust Rod Spring	1	1	1	
18-19	3C8Q62310-3	Swivel Bracket	1	1	1	
18-20	3C8Q62010-2	Steering Shaft A'ssy	1	1	1	
18-21	345-62417-0	Bushing 26-32	2	2	2	
18-22	3A0-62423-2	Thrust Plate (Upper)	1	1	1	
18-23	346-62424-1	Thrust Plate (Lower)	1	1	1	
18-24	345-62415-0	O-Ring 3.5-25.7	1	1	1	
18-25	945103-2500	C-Ring d=25	1	1	1	

Fig. 18 BRACKET (1) MANUAL TILT



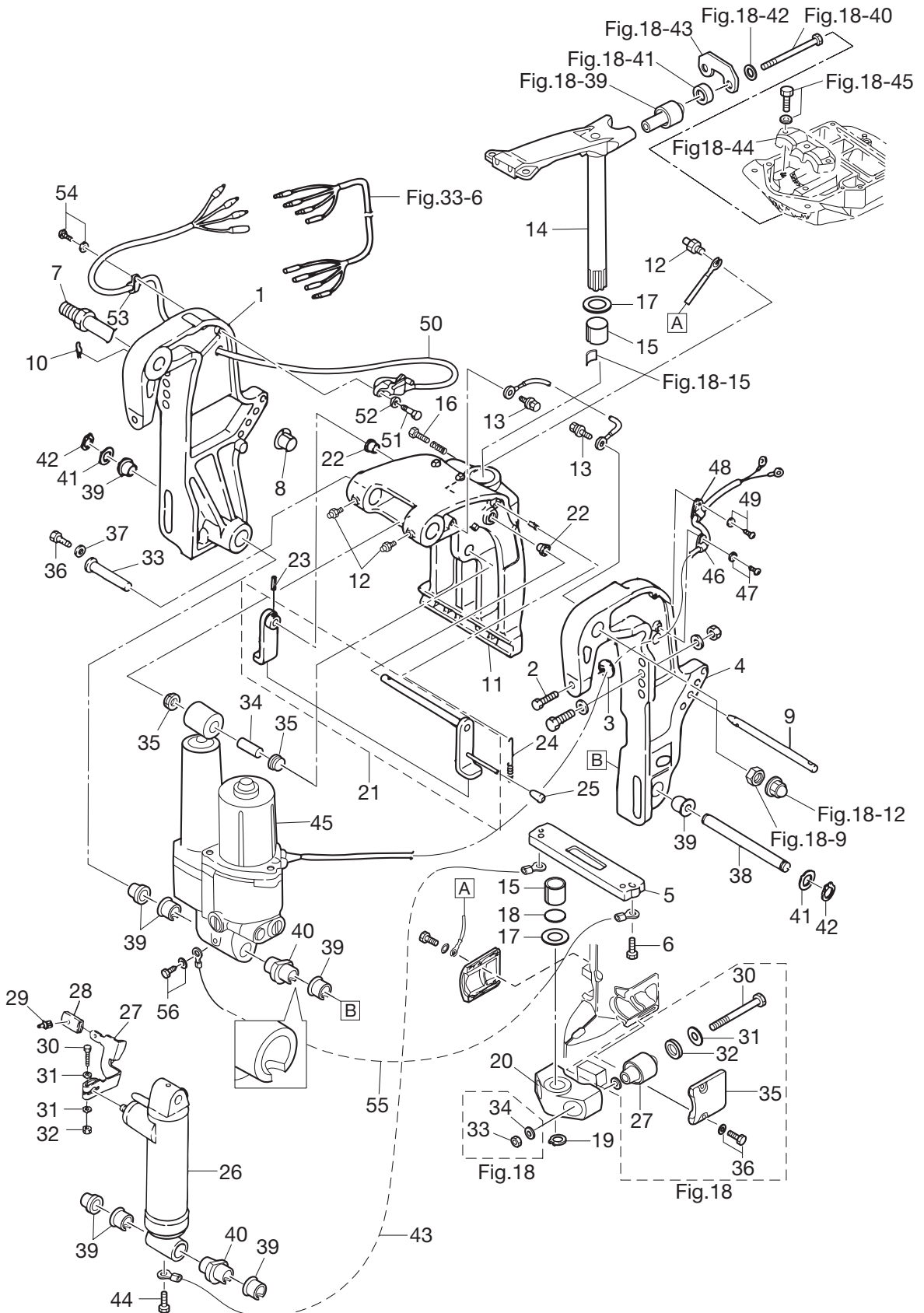
Ref. No.	Part No.	Description	Qty			Remarks
			D30B2	D40B2	D50B2	
18-26	940103-0600	Washer	1	1	1	
18-27	3C8-61302-0	Rubber Mount (Lower)	2	2	2	
18-28	3C8Q61411-2	Mount Bracket	1	1	1	
18-29	3C8-61336-0	Damper (Lower)	1	1	1	
18-30	3C8-61321-1	Bolt Lower Mount Rubber	2	2	2	
18-31	353-61334-0	Washer 13-34-3	2	2	2	
18-32	3C7-61338-0	Damper Rubber	2	2	2	
18-33	930403-1200	Nylon Nut 12P1.75	2	2	2	
18-34	9402E3-1200	Washer	4	4	4	
18-35	3C8Q61342-0	Mount Holding Plate (Lower)	2	2	2	Rubber Mount Cap (Lower)
18-36	9101E3-5620	Bolt	4	4	4	
18-37	3B7-60218-1	Anode	1	1	1	
18-38	910103-5635	Bolt	1	1	1	
18-39	3E3-61301-1	Rubber Mount (Upper)	2	2	2	
18-40	353-61307-1	Bolt	2	2	2	
18-41	3E3-61333-0	Damper (Upper)	2	2	2	
18-42	353-61335-0	Washer	2	2	2	
18-43	3E3-61335-0	Lock Plate Upper	1	1	1	
18-44	3C8-61341-0	Mount Holding Plate (Upper)	1	1	1	Rubber Mount Cap (Upper)
18-45	9101E3-5835	Bolt	3	3	3	
18-46	3C8-62396-1	Ground (Earth Wire) L=210	1	1	1	
18-47	398-62396-1	Ground (Earth Wire) L=130	1	1	1	
18-48	9101E3-5612	Bolt	2	2	2	
18-49	3A3-62396-1	Ground (Earth Wire) L=110	1	1	1	
18-50	9101E3-5612	Bolt	1	1	1	
18-51	345-62441-0	Friction Piece	1	1	1	
18-52	346-62421-1	Friction Spring	1	1	1	
18-53	9101E3-0830	Bolt	1	1	1	

Fig. 19 MANUAL TILT (M Type)



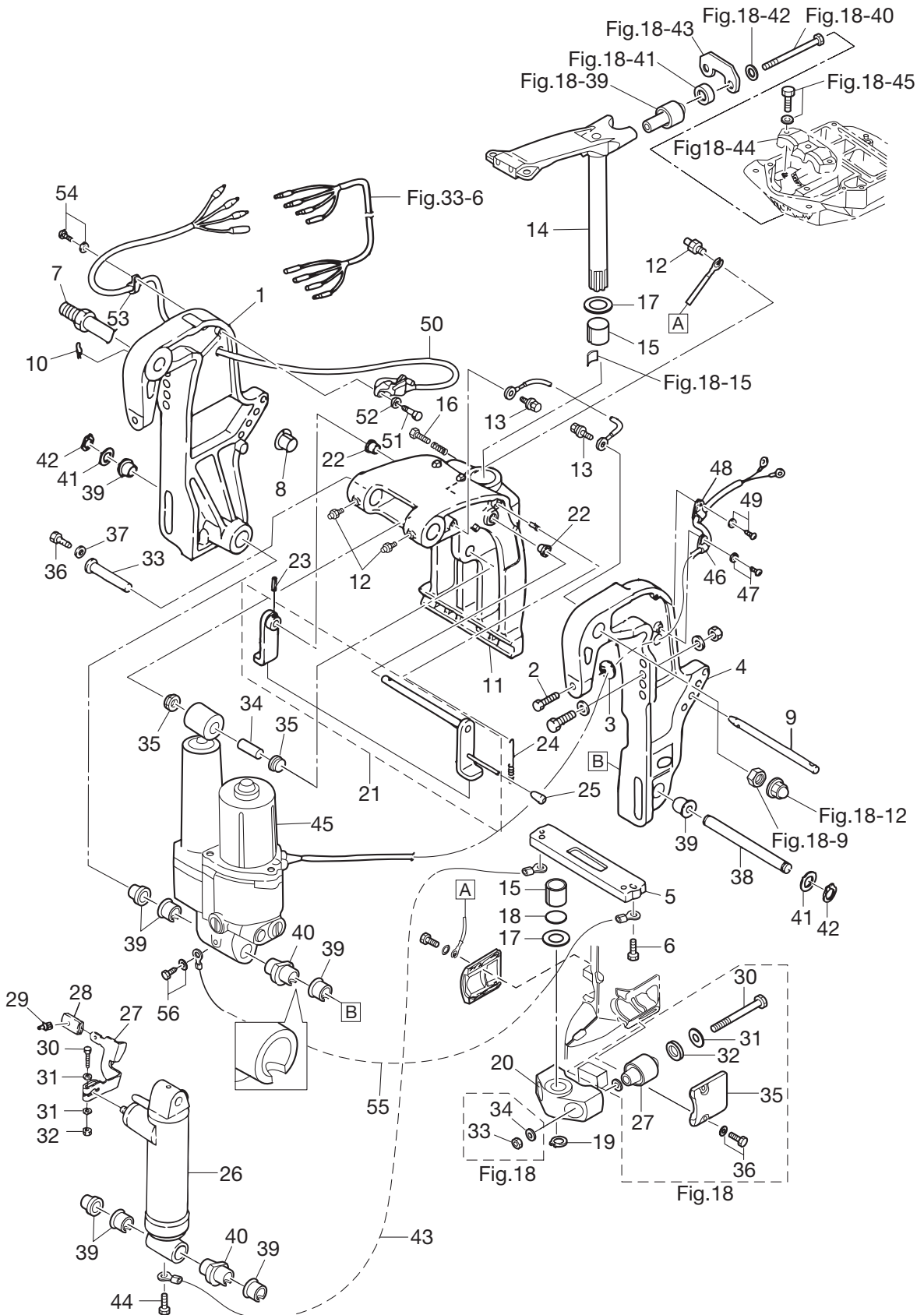
Ref. No.	Part No.	Description	Qty			Remarks
			D30B2	D40B2	D50B2	
19-1	3C8Q62431-0	Tilt Stopper A'ssy	1	1	1	
19-2	3C8-62475-0	* Pin	1	1	1	
19-3	346-62437-0	Bushing 10.2-12-29.5	1	1	1	
19-4	346-62439-1	Setting Plate	1	1	1	
19-5	9101E3-5820	Bolt	2	2	2	
19-6	3C8-62421-1	Friction Spring	1	1	1	
19-7	346-62438-0	Setting Piece Tilt Stopper	1	1	1	
19-8	3E3-62141-0	Tilt Assistant Spring (R)	1	1	1	for Transom "UL"
19-9	3E3-62142-0	Tilt Assistant Spring (L)	1	1	1	for Transom "UL"
19-10	3C8-62143-0	Tilt Assistant Shaft	1	1	1	for Transom "UL"
19-11	3C8-66352-2	Reverse Lock (L)	1	1	1	
19-12	3C8-66351-2	Reverse Lock (R)	1	1	1	
19-13	3C8-66313-4	Reverse Lock Arm	1	1	1	
19-14	3C8-66319-1	Reverse Lock Shaft	1	1	1	
19-15	945303-0600	E-Ring d=6	2	2	2	
19-16	3C8-66321-0	Reverse Lock Rod	1	1	1	
19-17	951503-0212	Split Pin 2-12	1	1	1	
19-18	3E3-62436-1	Tilt Stopper Lever	1	1	1	
19-19-1	3C8-66332-2	Reverse Lock Spring (L)	2	2	2	for Transom "L" & "UL"
19-19-2	3C8-66331-2	Reverse Lock Spring (S)	2	2	2	for Transom "S"
19-20	3AL-05254-0	Shoulder Bolt	1	1	1	
19-21	3R0-66308-0	Washer 6-16-1.5	1	1	1	
19-22	3AL-05212-0	Bushing	1	1	1	
19-23	3AA-83719-0	Washer 8.5-18-1.6	1	1	1	for "P" Type
19-24	940103-0800	Washer	1	1	1	
19-25	3C8-66318-1	Link B	1	1	1	
19-26	3C8-66336-0	Spring B	1	1	1	
19-27	346-66333-0	Reverse Lock Lever Grip	1	1	1	
19-28	346-66334-0	Stopper Reverse Lock Lever Grip	1	1	1	

Fig. 20 BRACKET (2) POWER TRIM & TILT



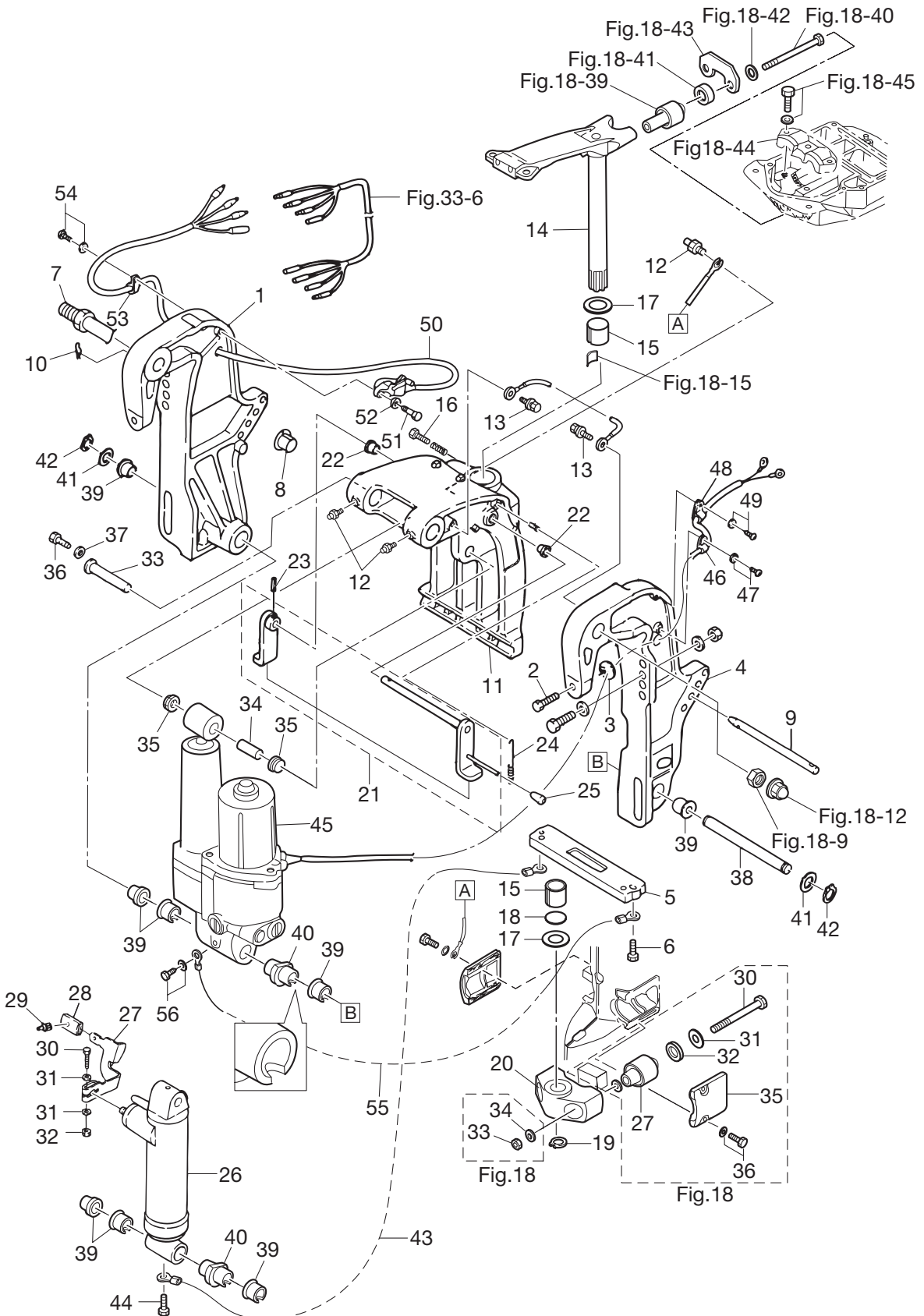
Ref. No.	Part No.	Description	Qty			Remarks	
			D30B2	D40B2	D50B2		
20-1		3Z5Q77211-0	Clamp Bracket (PTT-R)	1	1	1	Stern Bracket (Right) Starboard
20-2	1	3C8-77214-0	Clamp Screw (PTT)	1	1	1	R
20-2	2	3C8-77214-0	Clamp Screw (PTT)	1	1	1	L
20-3	1	332-62101-0	Clamp Screw Pad	1	1	1	R
20-3	2	332-62101-0	Clamp Screw Pad	1	1	1	L
20-4		3Z5Q77212-0	Clamp Bracket (PTT-L)	1	1	1	Stern Bracket (Left) Port
20-5		3C7-60218-2	Anode Stern Bracket	1	1	1	
20-6		910103-6630	Bolt	2	2	2	
20-7		3AD-62191-0	Swivel Bracket Shaft A'ssy	1	1	1	Bracket Bolt
20-8		3C8-77213-0	Bushing Bracket Bolt	2	2	2	
20-9		3R0-77118-0	PTT Thrust Rod	1	1	1	
20-10		951603-1000	Snap Pin	1	1	1	
20-11		3Z5Q77215-0	Swivel Bracket A'ssy (PTT)	1	1	1	
20-12		344-67177-0	Grease Fitting	3	3	3	
20-13	1	9101E3-5612	Bolt	1	1	1	for Gas Assist Model
20-13	2	9101E3-5612	Bolt	1	1	1	for PTT Model
20-14		3Z5Q62010-0	Steering Shaft A'ssy	1	1	1	
20-15		353-62417-0	Bushing Bracket Shaft	2	2	2	
20-16		9101E3-0830	Bolt	1	1	1	
20-17		353-62423-1	Thrust Plate (Upper)	2	2	2	
20-18		353-62415-0	O-Ring Bracket Shaft	1	1	1	
20-19		945103-2800	C-Ring d=28	1	1	1	
20-20		3Z5Q61411-0	Mount Bracket	1	1	1	
20-21	1	3R0Q62470-0	Tilt Stopper A'ssy	1	1	1	for Gas Assist Model
20-21	2	3Z5-62470-1	Tilt Stopper A'ssy	1	1	1	for PTT Model
20-22		353-63207-0	Collar 10.2-12-12	2	2	2	
20-23		951403-3516	Spring Pin 3.5-16	1	1	1	
20-24		3R0-62473-0	Tilt Stopper Spring	1	1	1	
20-25		369-62433-1	Tilt Stopper Grip	1	1	1	
20-26		3Z5-77601-0	Gas Shock Absorber	1	1	1	for Gas Assist Model

Fig. 20 BRACKET (2) POWER TRIM & TILT



Ref. No.	Part No.	Description	Qty			Remarks
			D30B2	D40B2	D50B2	
20-27	3R0-66311-0	Reverse Lock Lever	1	1	1	for Gas Assist Model
20-28	3AL-66333-0	Reverse Lock Lever Grip	1	1	1	for Gas Assist Model
20-29	346-66334-0	Stopper Reverse Lock Lever Grip	1	1	1	for Gas Assist Model
20-30	9101F4-0635	Bolt	1	1	1	for Gas Assist Model
20-31	1 9401E3-0600	Washer	2	2	2	for Gas Assist Model
20-31	2 940103-0600	Washer	2	2	2	for Gas Assist Model
20-32	9301E3-0600	Nut	1	1	1	for Gas Assist Model
20-33	1 3R0-77071-1	Cylinder Pin (Upper)	1	1	1	for Gas Assist Model
20-33	2 3R0-77071-1	Cylinder Pin (Upper)	1	1	1	for PTT Model
20-34	1 3R0-77075-0	Bushing 13-16-40	1	1	1	for Gas Assist Model
20-34	2 3R0-77075-0	Bushing 13-16-40	1	1	1	for PTT Model
20-35	1 3R0-77076-0	Bushing 13-17-19.5	2	2	2	for Gas Assist Model
20-35	2 3R0-77076-0	Bushing 13-17-19.5	2	2	2	for PTT Model
20-36	1 910103-0612	Bolt 6-12	1	1	1	for Gas Assist Model
20-36	2 9101E3-0612	Bolt 6-12	1	1	1	for PTT Model
20-37	1 345-05122-1	Washer 6.5-23-1.5	1	1	1	for Gas Assist Model
20-37	2 345-05122-1	Washer 6.5-23-1.5	1	1	1	for PTT Model
20-38	1 3R0-77101-1	Cylinder Pin (Lower)	1	1	1	for Gas Assist Model
20-38	2 3R0-77101-1	Cylinder Pin (Lower)	1	1	1	for PTT Model
20-39	1 3C8-77076-1	Bushing 18-24-22	5	5	5	for Gas Assist Model
20-39	2 3C8-77076-1	Bushing 18-24-22	5	5	5	for PTT Model
20-40	1 3Z5-77103-0	Bushing 18-24-60	1	1	1	for Gas Assist Model
20-40	2 3Z5-77103-0	Bushing 18-24-60	1	1	1	for PTT Model
20-41	1 3R0-77112-0	Washer 18.2-34-1	2	2	2	for Gas Assist Model
20-41	2 3R0-77112-0	Washer 18.2-34-1	2	2	2	for PTT Model
20-42	1 945103-1800	C-Ring d=18	2	2	2	for Gas Assist Model
20-42	2 945103-1800	C-Ring d=18	2	2	2	for PTT Model
20-43	3C8-62396-1	Ground (Earth Wire)	1	1	1	for Gas Assist Model
20-44	910103-5608	Bolt	1	1	1	for Gas Assist Model
20-45	3Z5-77150-1	Ptt A'ssy	1	1	1	for PTT Model

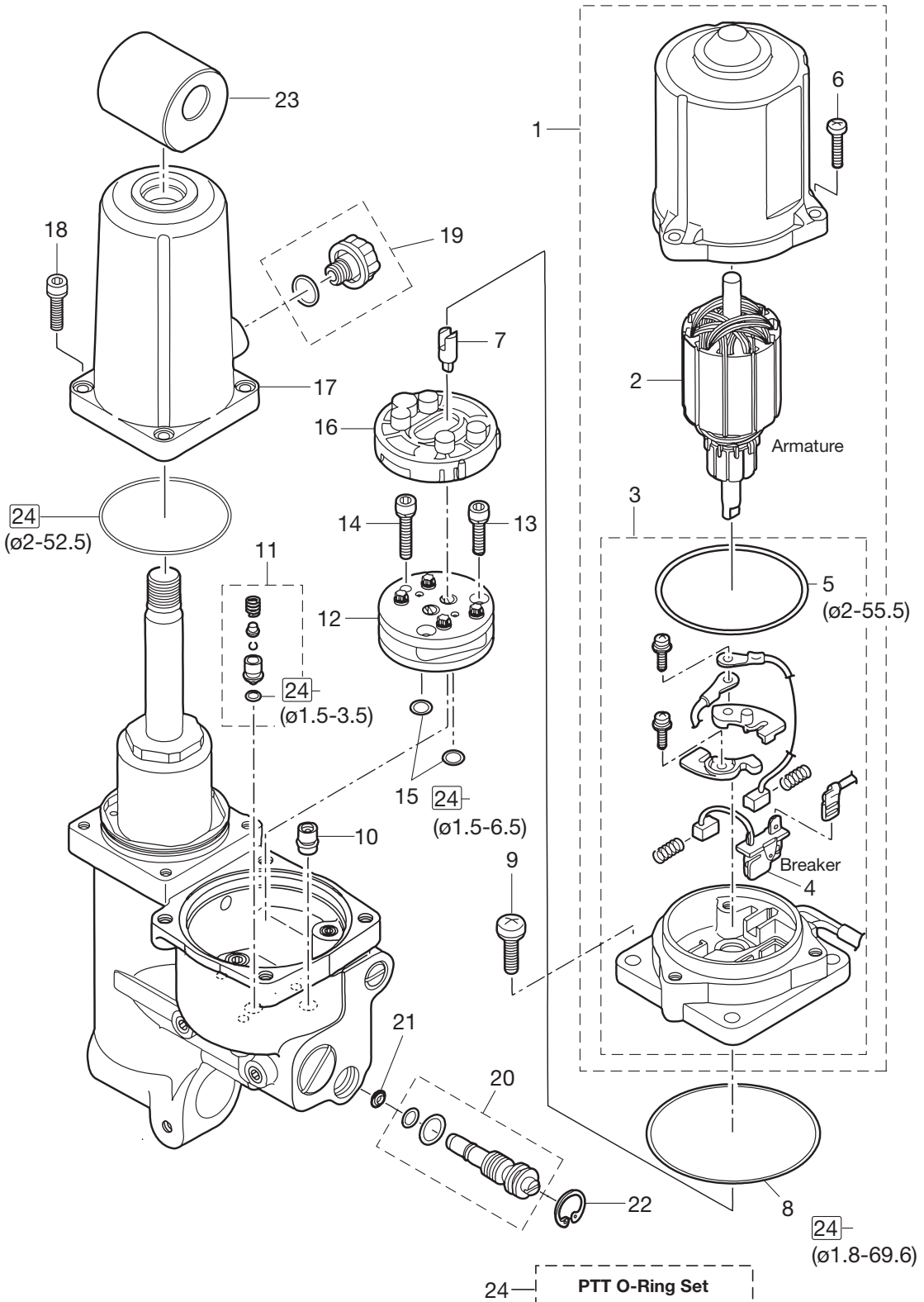
Fig. 20 BRACKET (2) POWER TRIM & TILT



Ref. No.	Part No.	Description				Remarks
			D30B2	D40B2	D50B2	
20-46	336-06973-0	Clamp 6-9.5L	1	1	1	for PTT Model
20-47	921503-5612	Screw	1	1	1	for PTT Model
20-48	345-06915-0	Clamp 6.5-14	1	1	1	for PTT Model
20-49	921503-5612	Screw	1	1	1	for PTT Model
20-50	3Z4-72574-0	Trim Sensor L=1700	1	1	1	for PTT Model
20-51	910103-0620	Bolt	2	2	2	for "P" Type
20-52	3C8-66308-0	Washer 6-16-1.5	2	2	2	for "P" Type
20-53	336-06973-0	Clamp 6-9.5L	1	1	1	for "P" Type
20-54	921503-5612	Screw	1	1	1	for "P" Type
20-55	398-62396-1	Ground (Earth Wire) L=130	1	1	1	
20-56	9101E3-5612	Bolt	1	1	1	

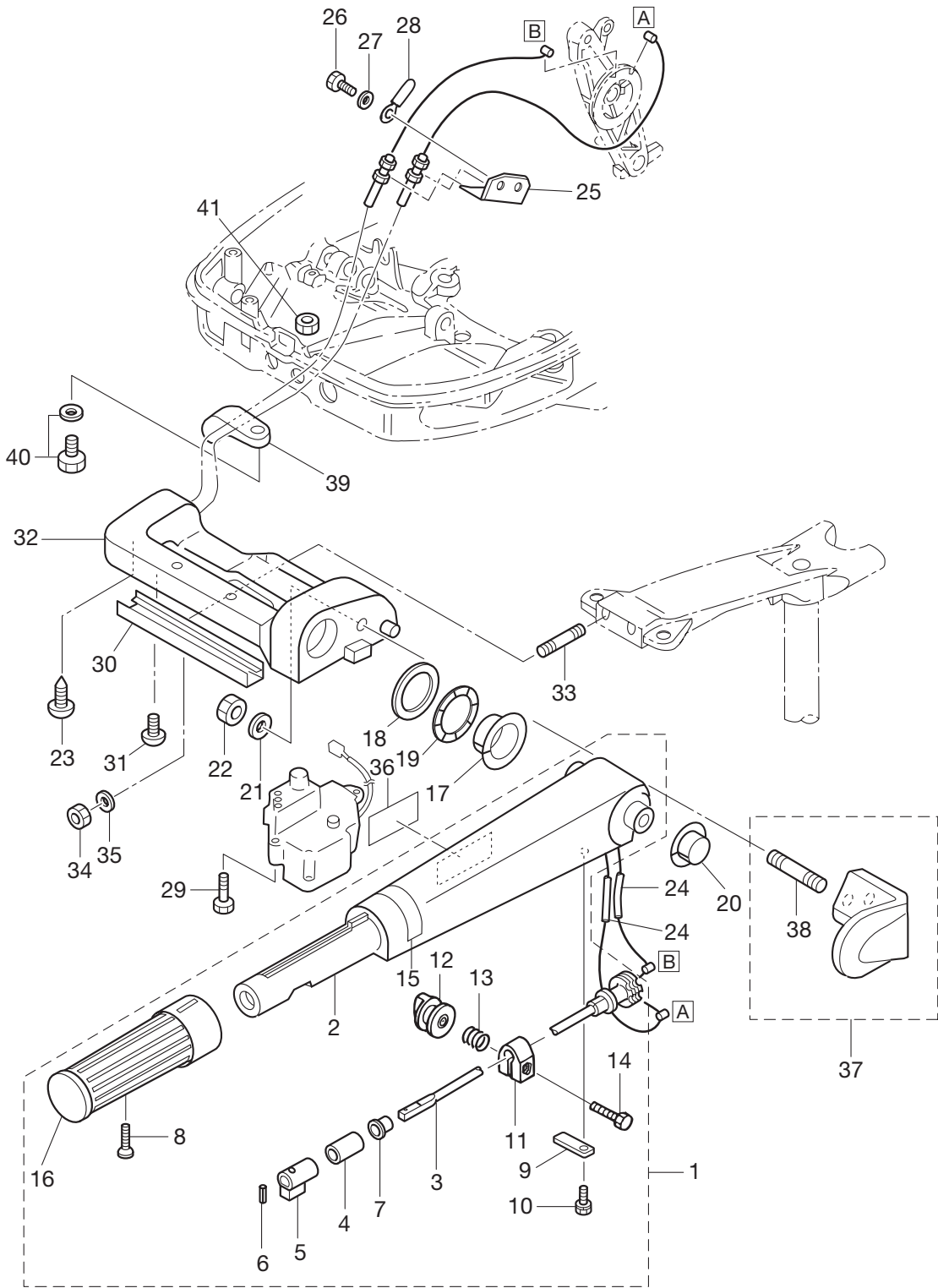
Fig. 21 POWER TRIM & TILT

011601XC~



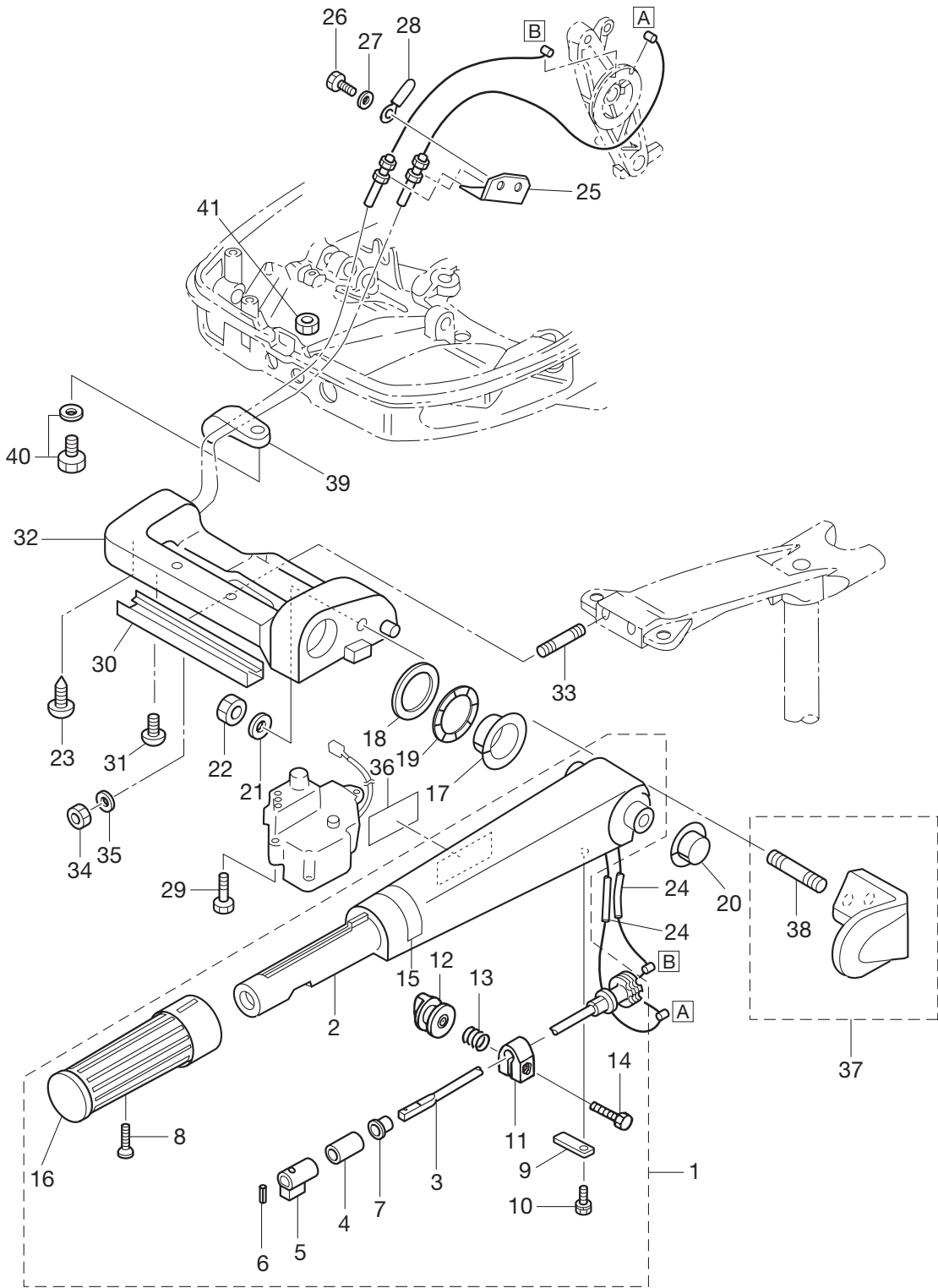
Ref. No.	Part No.	Description	Qty			Remarks
			D30B2	D40B2	D50B2	
21-1	3Z5-77180-0	Motor A'ssy	1	1	1	L=1050
21-2	3Z5-77190-0	* Armature A'ssy	1	1	1	
21-3	3Z5-77192-0	* Motor Bracket A'ssy	1	1	1	
21-4	3Z5-77191-0	** Breaker	1	1	1	
21-5	3Z5-77182-0	** O-Ring 2-55.5	1	1	1	
21-6	921503-0520	* Screw	3	3	3	
21-7	3Z5-77166-0	Coupling Pump	1	1	1	
21-8	3B7-77167-0	O-Ring	1	1	1	
21-9	3Z5-77194-0	Screw	4	4	4	
21-10	3Z5-77460-0	Valve A'ssy	1	1	1	
21-11	3Z5-77450-0	Relief Valve A'ssy	1	1	1	
21-12	3B7-77430-0	Pump	1	1	1	
21-13	3B7-77432-1	Bolt	2	2	2	
21-14	3B7-77431-1	Bolt	1	1	1	
21-15	3B7-77433-0	O-Ring	2	2	2	
21-16	3B7-77434-1	Filter	1	1	1	
21-17	3Z5-77165-0	Reserve Tank	1	1	1	
21-18	3Z5-77159-0	Bolt	4	4	4	
21-19	3Z5-77221-0	Cap A'ssy (W/O-Ring)	1	1	1	
21-20	3Z5-77175-0	Manual Valve A'ssy (W/O-Ring × 2)	1	1	1	
21-21	3R0-77173-0	Seal Washer	1	1	1	
21-22	3Z5-77171-0	C-Ring	1	1	1	
21-23	3Z5-77367-0	Joint Metal	1	1	1	
21-24	3Z5-77225-0	PTT O-Ring Set	1	1	1	

Fig. 22 TILLER HANDLE (F Type)



Ref. No.	Part No.	Description	Qty			Remarks
			D30B2	D40B2	D50B2	
22-1	3T5Q63003-1	Tiller Handle A'ssy	1	1	1	Steering Handle A'ssy
22-2	3C8Q63011-2	* Tiller Handle	1	1	1	
22-3	3C8-63041-1	* Throttle Shaft	1	1	1	
22-4	345-63048-0	* Throttle Shaft Damper A	1	1	1	
22-5	398-63053-0	* Spacer Throttle Shaft A	1	1	1	
22-6	951403-0310	* Spring Pin 3-10	1	1	1	
22-7	350-63046-0	* Bushing 8.4-10-11	1	1	1	
22-8	921803-0525	* Screw	1	1	1	
22-9	3C8-63063-0	* Throttle Shaft Support	1	1	1	
22-10	9101E3-5612	* Bolt	1	1	1	
22-11	3V1-63035-1	* Friction Piece	1	1	1	
22-12	3V1-63077-0	* Adjusting Nut	1	1	1	
22-13	3V1-63036-0	* Spring	1	1	1	
22-14	9101E3-0625	* Bolt	1	1	1	
22-15	3T5-72019-0	* Throttle Decal	1	1	1	
22-16	398-63012-0	* Grip	1	1	1	
22-17	3C8-63101-0	Bushing A Steering Handle	1	1	1	
22-18	3B2-63108-0	Washer 30-45-1	1	1	1	
22-19	3B2-63109-0	Wave Washer 30-45-1.2	1	1	1	
22-20	3C8-63102-1	Bushing B Steering Handle	1	1	1	
22-21	9401E3-1000	Washer	1	1	1	
22-22	930103-1000	Nut 10P1.5	1	1	1	
22-23	3C8-63607-0	Clip Throttle Wire	1	1	1	
22-24	3C8-63600-1	Throttle Wire	2	2	2	
22-25	3C8-63508-0	Throttle Wire Bracket	1	1	1	
22-26	9101F4-0614	Bolt	2	2	2	
22-27	940103-0600	Washer	2	2	2	
22-28	309-06972-0	Clamp 6.5-47.5P	1	1	1	
22-29	910103-6625	Bolt	2	2	2	
22-30	3T5-62004-0	Cord Holder	1	1	1	

Fig. 22 TILLER HANDLE (F Type)

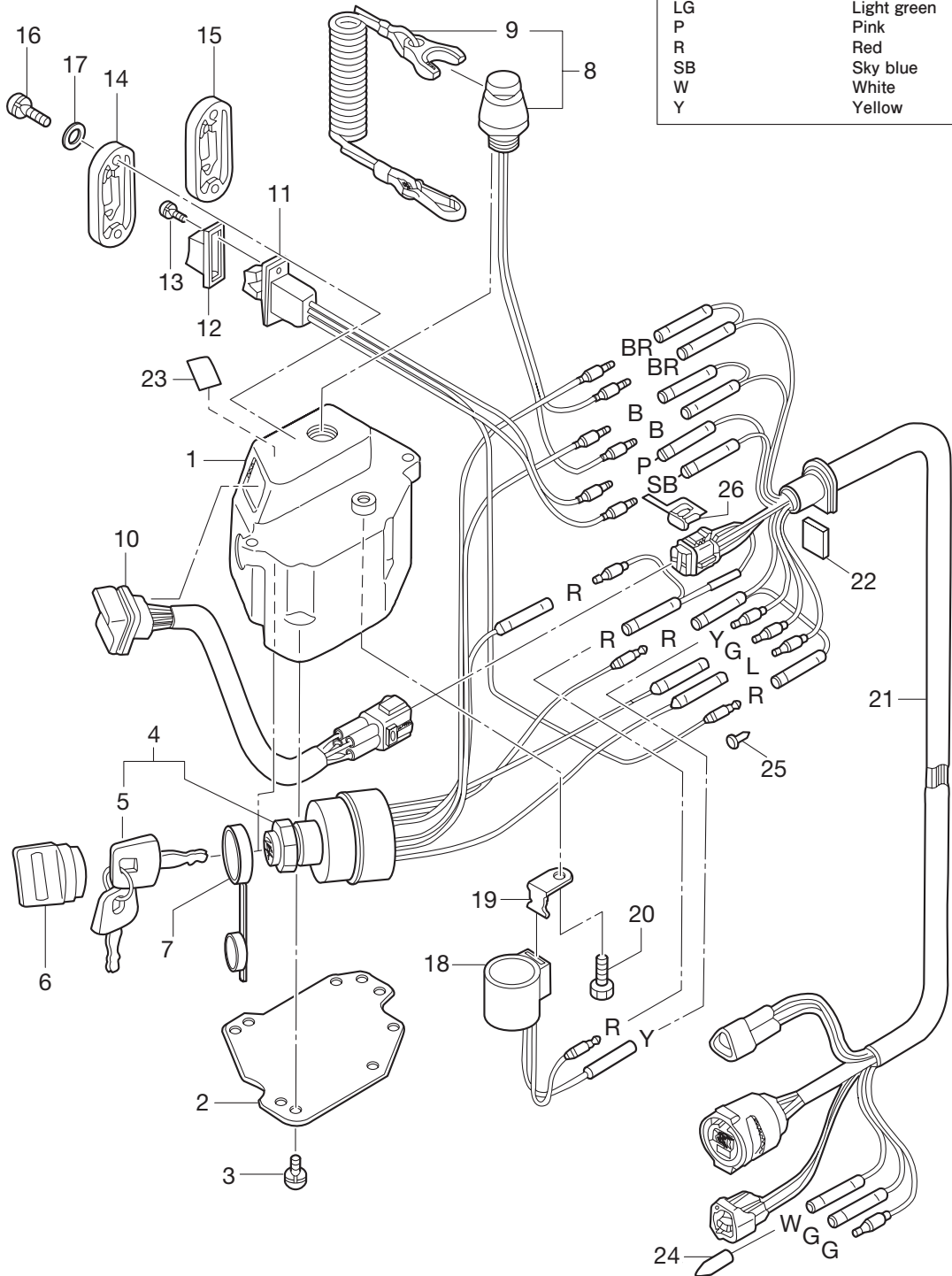


Ref. No.	Part No.	Description	Qty			Remarks
			D30B2	D40B2	D50B2	
22-31	921903-0625	Screw	2	2	2	
22-32	3C8Q62001-2	Steering Bracket	1	1	1	
22-33	9152E3-0845	Stud Bolt	2	2	2	
22-34	930403-0800	Nylon Nut 8P1.25	2	2	2	
22-35	9401E3-0800	Washer	2	2	2	
22-36	3T5-84335-0	Main Switch Decal	1	1	1	
22-37	3C8Q63027-0	Tiller Handle Holder A'ssy	1	1	1	
22-38	9153E3-1022	* Stud Bolt	1	1	1	
22-39	3P0-06915-0	Clamp	1	1	1	
22-40	910103-5612	Bolt (W/Washer)	1	1	1	
22-41	930103-0600	Nut	1	1	1	

Fig. 23 SWITCH BOX (F Type)

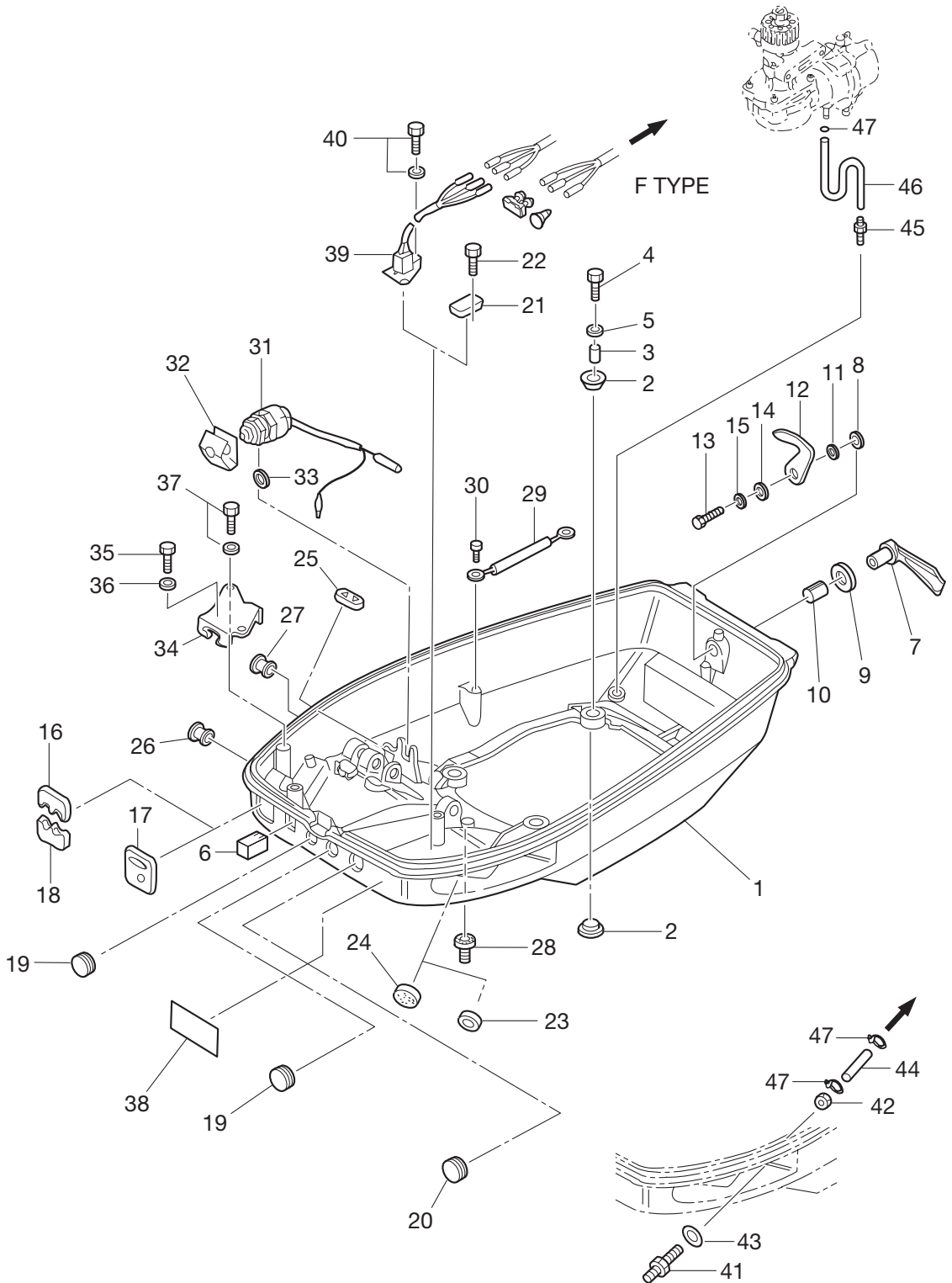
Cord Colors

B	Black
BR	Brown
G	Green
L	Blue
LG	Light green
P	Pink
R	Red
SB	Sky blue
W	White
Y	Yellow



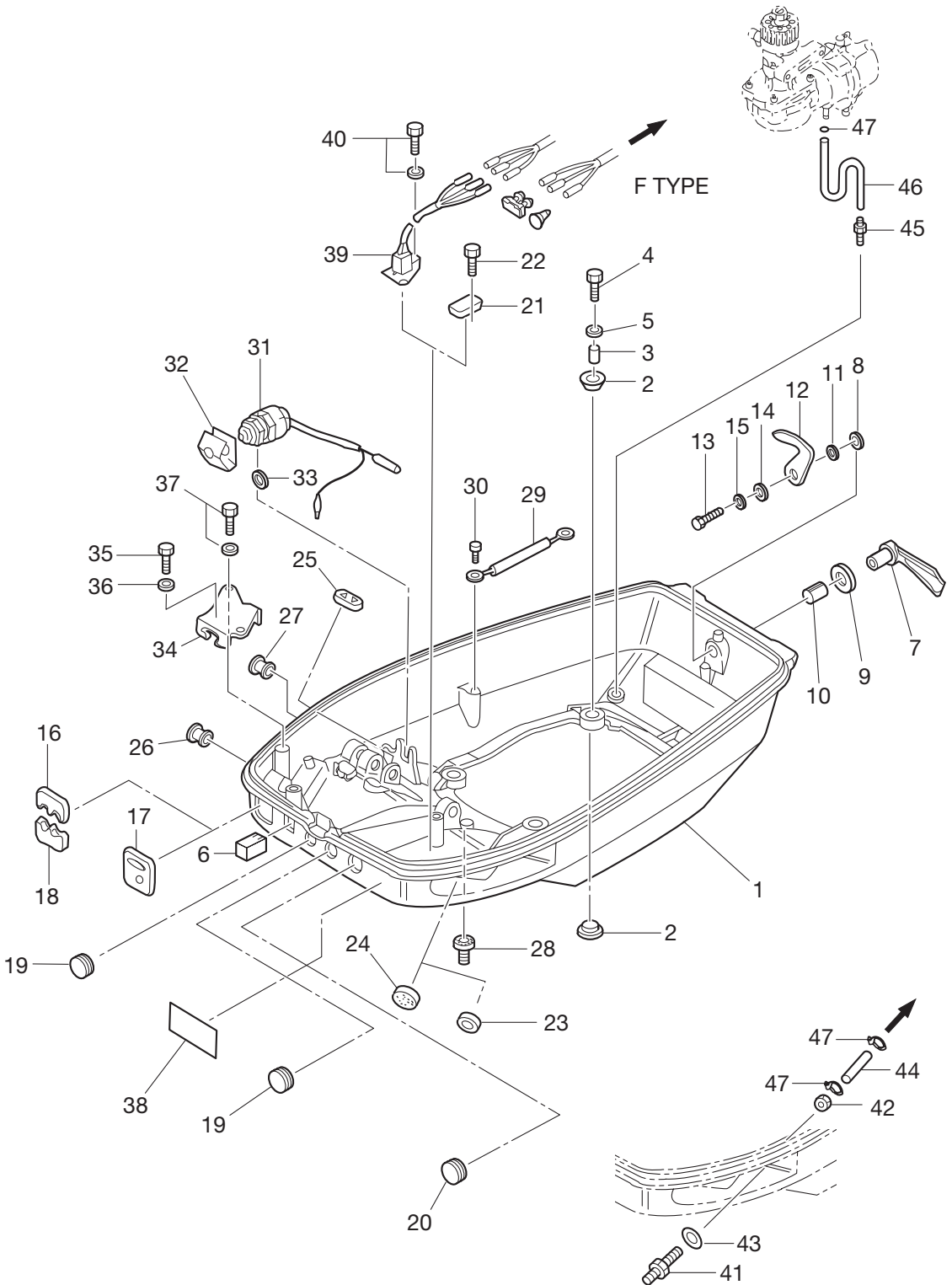
Ref. No.	Part No.	Description	Qty			Remarks
			D30B2	D40B2	D50B2	
23-1	3T5Q76032-0	Switch Box	1	1	1	
23-2	3T5-76230-0	Switch Box Cover	1	1	1	
23-3	921503-5510	Screw	4	4	4	
23-4	385-76020-1	Main Switch A'ssy	1	1	1	
23-5	1 353-76203-1	* Main Switch Key (F-301)	A	A	A	
23-5	2 353-76203-2	* Main Switch Key (F-302)	A	A	A	
23-5	3 353-76203-3	* Main Switch Key (F-303)	A	A	A	
23-7	3T5-76022-0	Main Switch Cap (Waterproof)	1	1	1	
23-8	3T5-06830-0	Stop Switch A'ssy	1	1	1	
23-9	353-06821-0	* Stop Switch Lanyard A'ssy (W/Curl)	1	1	1	
23-10	3T5-71040-0	Pilot Lamp A'ssy	1	1	1	
23-11	3T5-72570-0	PTT Switch A'ssy	1	1	1	for "PTT" Type
23-12	353-72591-0	PTT Switch Cover	1	1	1	for "PTT" Type
23-13	921503-5206	Screw スクリュー	2	2	2	for "PTT" Type
23-14	3T5-72618-0	Grommet PTT Switch A'ssy	1	1	1	for "PTT" Type
23-15	3T5-72611-0	PTT Switch Cover (B)	1	1	1	for "EFO" Type
23-16	921503-0512	Screw	2	2	2	
23-17	940103-0500	Washer	2	2	2	
23-18	3C8-76171-0	Overheat Buzzer	1	1	1	
23-19	3T5-76174-0	Stay Buzzer	1	1	1	
23-20	910103-6612	Bolt	1	1	1	
23-21	3GF-76119-0	Cord A'ssy C L=1000	1	1	1	
23-22	3B7-76035-0	Cover	1	1	1	
23-23	3T5-72198-0	Warning Lamp Decal	1	1	1	
23-24	3T5-76037-0	Cable Terminal Plug	1	1	1	
23-25	3A3-76037-0	Cable Terminal Plug	1	1	1	for "EFO" Type
23-26	353-76037-0	Cable Terminal Plug	1	1	1	for "EFO" Type

Fig. 24 BOTTOM COWL (MOTOR COVER LOWER)



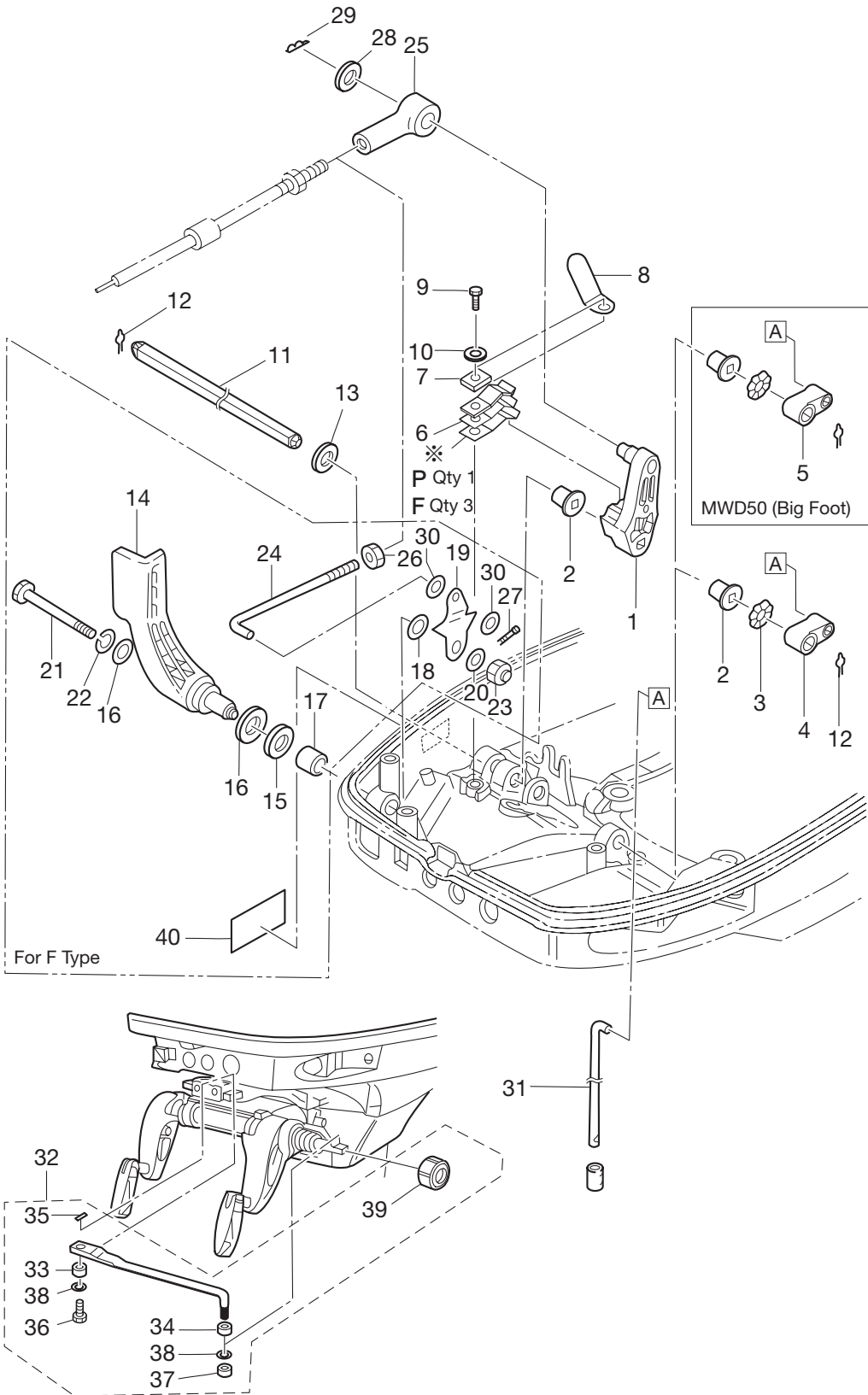
Ref. No.	Part No.	Description	Qty			Remarks
			D30B2	D40B2	D50B2	
24-1	3C8Q67100-0	Bottom Cowl	1	1	1	
24-2	346-67113-0	Mount Motor Cover Lower	8	8	8	
24-3	346-67114-1	Spacer 6.2-9-15.7	4	4	4	
24-4	9101E3-0630	Bolt	4	4	4	
24-5	346-67115-0	Washer 6.5-21-1	4	4	4	
24-6	3T5-67150-0	Plug Choke Knob	1	1	1	
24-7	3C8Q67141-0	Hook Lever	1	1	1	
24-8	3C8-67146-0	Washer	1	1	1	
24-9	338-67147-0	Seal Ring Hook Lever	1	1	1	
24-10	369-67105-0	Hook Lever Bushing	1	1	1	
24-11	941403-1400	Wave Washer d=14	1	1	1	
24-12	3C8-67142-1	Cover Hook	1	1	1	
24-13	9101F4-0612	Bolt	1	1	1	
24-14	3C8-66308-0	Washer 6-16-1.5	1	1	1	
24-15	941303-0600	Spring Washer	1	1	1	
24-16	3C8-83732-0	Grommet Remote Control Cable	1	1	1	for "P" Type
24-17	3T5-67162-0	Grommet Battery Cord	1	1	1	for "F" Type
24-18	3C8-76116-1	Grommet Cord	1	1	1	for "P" Type
24-19	345-67117-0	Grommet 17-2.7	2	2	2	
24-20	345-76092-0	Grommet	1	1	1	
24-21	3C8-72619-0	Grommet Power Trim & Tilt Switch	1	1	1	for "F" Type
24-22	910103-0610	Bolt	2	2	2	for "F" Type
24-23	338-67163-0	Grommet 18-2.5	1	1	1	
24-24	345-67117-0	Grommet 17-2.7	3	3	3	
24-25	1 3C8-63621-0	Grommet Throttle Wire	1	1	1	for "F" Type
24-25	2 3C8-63624-0	Grommet Throttle Hole	1	1	1	for "P" Type
24-26	3B2-67187-0	Grommet Throttle Shaft	1	1	1	for "P" Type
24-27	3B7-01046-0	Plug	1	1	1	
24-28	345-66226-0	Grommet 17-3	1	1	1	
24-29	3N4-76142-1	Ground Cable L=270	1	1	1	

Fig. 24 BOTTOM COWL (MOTOR COVER LOWER)



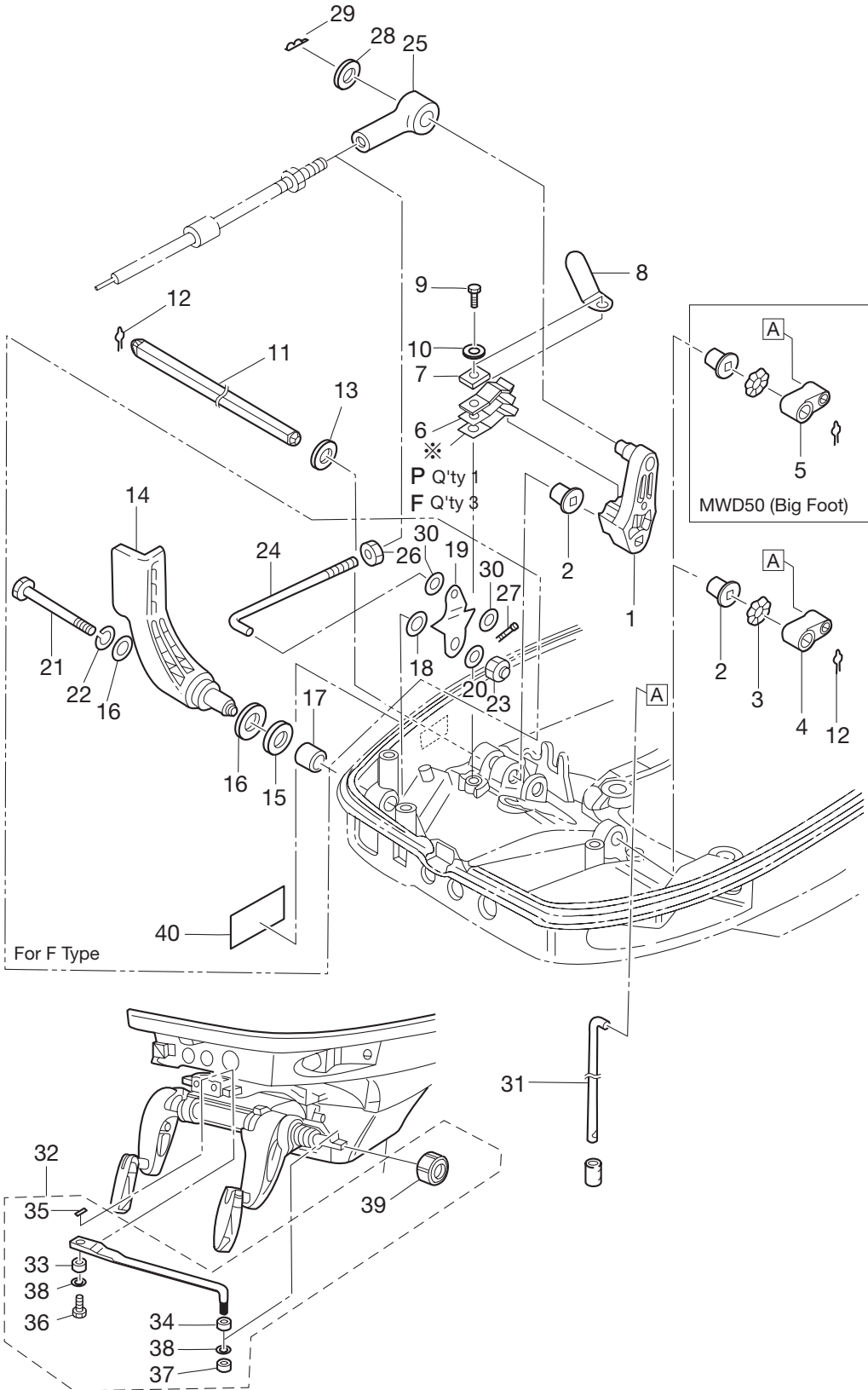
Ref. No.	Part No.	Description	Qty			Remarks
			D30B2	D40B2	D50B2	
24-30	910103-6612	Bolt	1	1	1	
24-31	398-76080-0	Neutral Switch	1	1	1	for "F" Type
24-32	398-76083-0	Neutral Switch Actuator	1	1	1	for "F" Type
24-33	3B7-63731-0	Washer 12.5-24-1	1	1	1	for "F" Type
24-34	3C8-83820-0	Clutch Cable Clip Bracket	1	1	1	for "P" Type
24-35	3C8-83821-0	Screw 4-20 P0.5	1	1	1	for "P" Type
24-36	941303-0400	Spring Washer	1	1	1	for "P" Type
24-37	910103-5616	Bolt 5-16	2	2	2	for "P" Type
24-38	3T5-72057-0	PTT Switch Decal	1	1	1	for "P" Type
24-39	3T5-72613-1	PTT Switch (B) A'ssy	1	1	1	for "P" Type
24-40	910103-5612	Bolt (W/Washer)	2	2	2	for "P" Type
24-41	3B2-70260-1	Fuel Connector (Male)	1	1	1	
24-42	332-70261-0	Nut M10P1.25	1	1	1	
24-43	336-70112-0	Gasket 10.2-16-0.5	1	1	1	
24-44	98AB-50-260	Hose	1	1	1	98AB-501000
24-45	3BA-01138-0	Nipple Water	1	1	1	
24-46	98AB-50-250	Hose	1	1	1	98AB-501000
24-47	338-02215-0	Clip Fuel Pipe ϕ 10	3	3	3	

Fig. 25 SHIFT



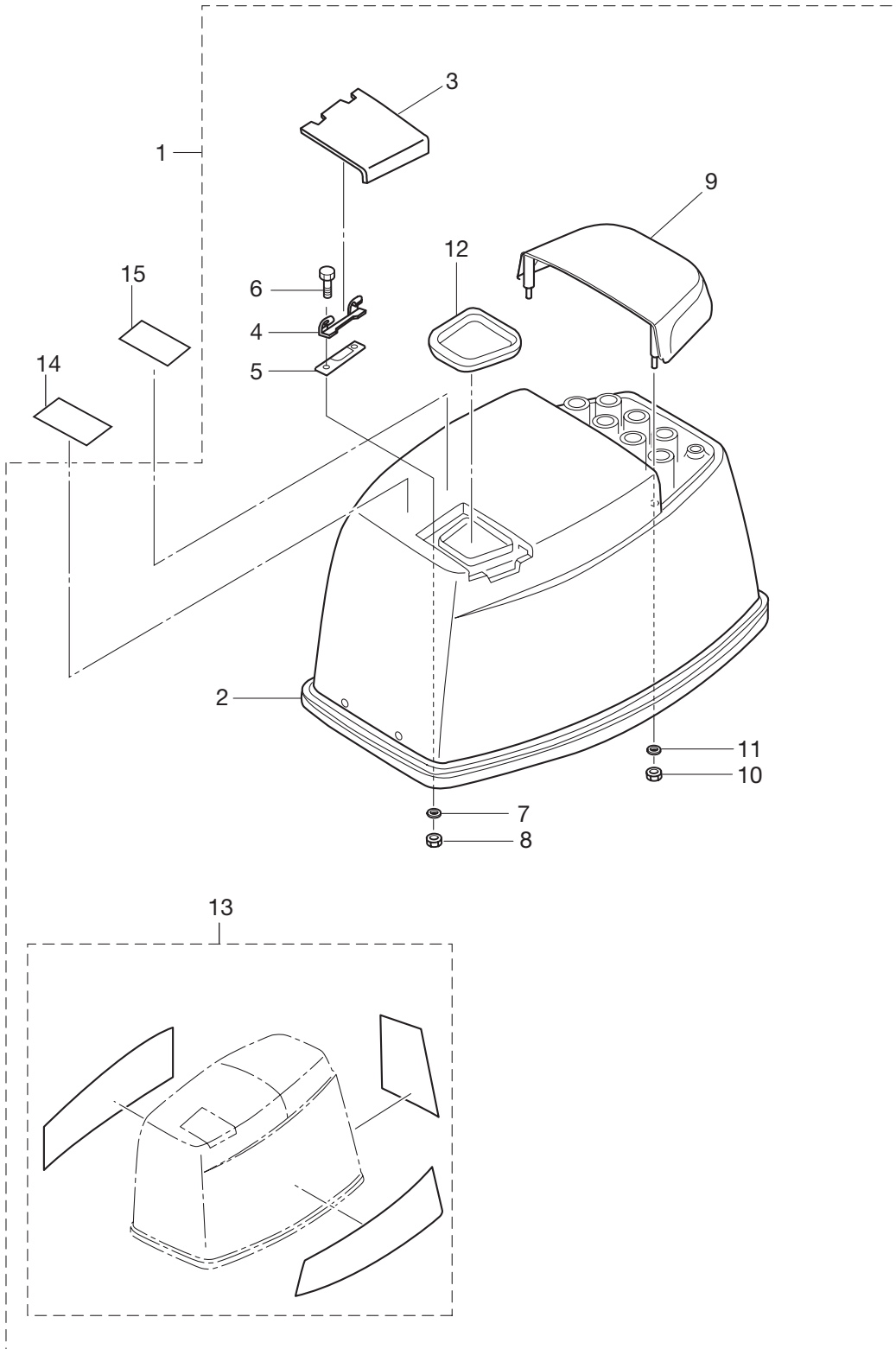
Ref. No.	Part No.	Description	Qty			Remarks
			D30B2	D40B2	D50B2	
25-1	3C8-66122-1	Shift Arm	1	1	1	
25-2	350-67101-0	Bushing Shift Lever Shaft	2	2	2	
25-3	941403-1200	Wave Washer d=12 DWG	1	1	1	
25-4	3C8-66225-0	Shift Rod Lever	1	1	1	
25-5	3S7-66225-0	Shift Rod Lever	1	1	1	
25-6	1 3C8-66112-0	Shift Lever Stopper	1	1	1	for Ptype
25-6	2 3C8-66112-0	Shift Lever Stopper	3	3	3	for Ftype
25-7	3C8-66116-0	Shift Lever Stopper	1	1	1	for Ptype
25-8	309-06972-0	Clamp 6.5-47.5P	1	1	1	
25-9	9101F4-0614	Bolt	1	1	1	
25-10	940103-0600	Washer	1	1	1	
25-11	3C8-66135-0	Shift Lever Shaft	1	1	1	for "P" Type
25-12	951703-0800	Snap Retainer d=8	2	2	2	for "P" Type
25-13	3AA-83719-0	Washer 8.5-18-1.6	1	1	1	for "P" Type
25-14	3T5-66110-0	Shift Lever	1	1	1	for "F" Type
25-15	3T5-67147-0	Seal Ring 13.8-22-5	1	1	1	for "F" Type
25-16	3C8-67146-0	Washer 14-22-1	2	2	2	for "F" Type
25-17	350-67105-0	Hook Lever Bushing 14-16.5-171.7	1	1	1	for "F" Type
25-18	941403-1400	Wave Washer d=14	2	2	2	for "F" Type
25-19	3T5-66129-0	Shift Lever (Remote Control)	1	1	1	for "F" Type
25-20	3C8-66308-0	Washer 6-16-1.5	3	3	3	for "F" Type
25-21	910103-0670	Bolt	1	1	1	for "F" Type
25-22	941303-0600	Spring Washer	2	2	2	for "F" Type
25-23	930403-0600	Nylon Nut 6P1.0	1	1	1	for "F" Type
25-24	3T5-66134-0	Shift Lever Rod	1	1	1	for "F" Type
25-25	1 3B7-83715-1	Cable Joint	1	1	1	for Ptype
25-25	2 3B7-83715-1	Cable Joint	1	1	1	for Ftype
25-26	3B2-83865-0	Nut (No.10-32VNF)	1	1	1	for "F" Type
25-27	951503-0212	Split Pin 2-12	1	1	1	for "F" Type
25-28	1 3AA-83719-0	Washer 8.5-18-1.6	2	2	2	for Ptype

Fig. 25 SHIFT



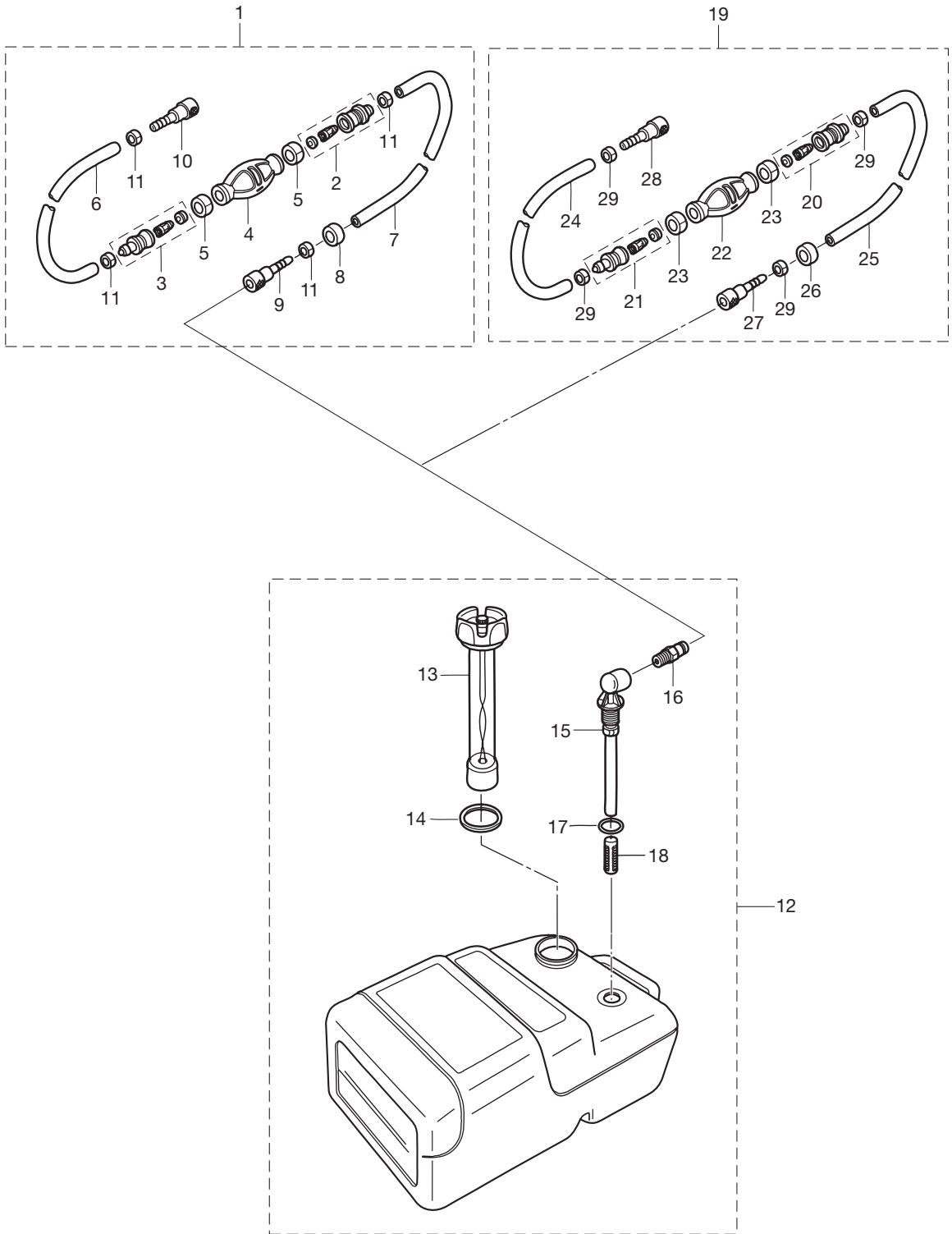
Ref. No.	Part No.	Description	Qty			Remarks
			D30B2	D40B2	D50B2	
25-28	2 3AA-83719-0	Washer 8.5-18-1.6	1	1	1	for Ftype
25-29	1 951603-0800	Snap Pin d=8	1	1	1	for Ptype
25-29	2 951603-0800	Snap Pin d=8	1	1	1	for Ftype
25-30	940103-0500	Washer	2	2	2	for "F" Type
25-31	3C8-66211-0	Shift Rod	1	1	1	
25-32	3C8-84910-2	Drag Link A'ssy E	1	1	1	for "P" Type
25-33	3C8-84914-1	* Collar 9.6-13-6.5	1	1	1	for "P" Type
25-34	3C8-84916-0	* Collar 9.6-19-6	1	1	1	for "P" Type
25-35	951503-0215	* Split Pin	1	1	1	for "P" Type
25-36	3C8-84917-0	* Bolt 3/8-19	1	1	1	for "P" Type
25-37	353-84918-0	* Nylon Nut 3/8	1	1	1	for "P" Type
25-38	353-84916-0	* Washer 9.6-18-2	2	2	2	for "P" Type
25-39	3F3-84908-0	* Seal Ring Drag Link	1	1	1	for "P" Type
25-40	3T5-67578-0	Shift Decal	1	1	1	for "F" Type

Fig. 26 TOP COWL (MOTOR COVER UPPER)



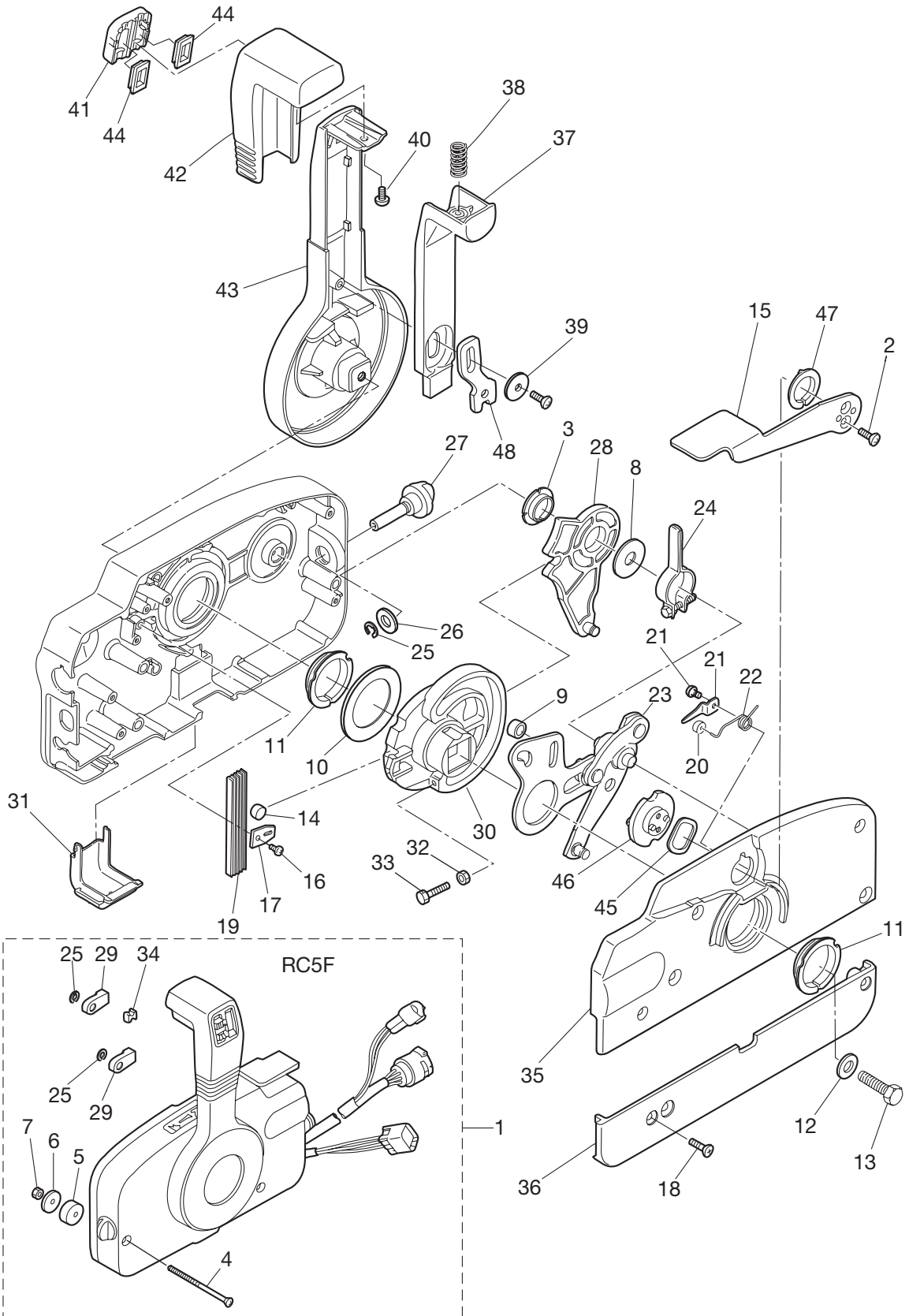
Ref. No.	Part No.	Description	Qty			Remarks
			D30B2	D40B2	D50B2	
26-1	3GFQ67645-0	Top Cowl A'ssy (Service)	1	1	1	
26-2	3C8-67501-0	* Top Cowl Seal	1	1	1	
26-3	3E3Q67210-1	* Filler Lid	1	1	1	
26-4	3B7-67211-0	* Filler Lid Hinge	1	1	1	
26-5	3C8-67212-1	* Spring Spring	1	1	1	
26-6	910103-0614	* Bolt	2	2	2	
26-7	941303-0600	* Spring Washer	2	2	2	
26-8	930103-0600	* Nut	2	2	2	for Filler Lid
26-9	3E3Q67521-1	* Tilt Handle	1	1	1	
26-10	930403-0600	* Nylon Nut 6P1.0	4	4	4	for Tilt Handle
26-11	3C8-66308-0	* Washer 6-16-1.5	4	4	4	
26-12	3E3-67213-0	* Seal Rubber Filler Lid	1	1	1	
26-13	1 3GF-87802-0	* Decal Set (MD50B2)			1	50ps
26-13	2 3GG-87802-0	* Decal Set (MD40B2)		1		40ps
26-13	3 3GM-87802-0	* Decal Set (MD30B2EU)	1			for EU 30ps
26-13	4 3GL-87802-0	* Decal Set (MD40B2(イタリア))		1		for Italy 40ps
26-14	3C7-72180-3	* Caution Decal (A)	1	1	1	
26-15	3T1-72043-0	Oil Caution Decal	1	1	1	

Fig. 27 SEPARATE FUEL TANK



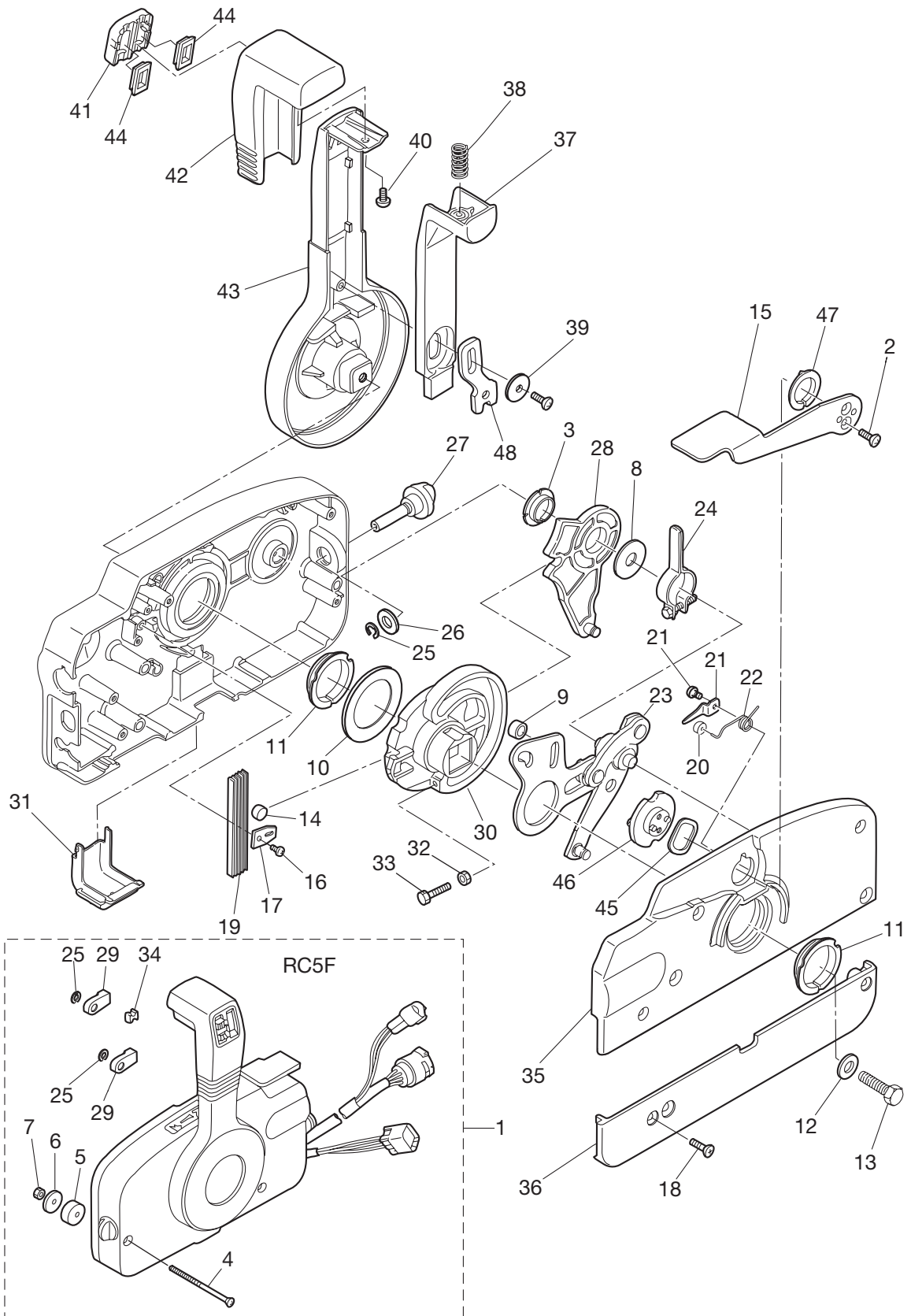
Ref. No.	Part No.	Description	Qty			Remarks
			D30B2	D40B2	D50B2	
27-1	3B7-70200-4	Primer Bulb A'ssy	1	1	1	
27-2	3C7-70220-1	* Joint A'ssy (Inlet)	1	1	1	
27-3	3C7-70224-1	* Joint A'ssy (Outlet)	1	1	1	
27-4	3C7-70211-1	* Primer Bulb	1	1	1	
27-5	3C7-70217-0	* Clamp	2	2	2	
27-6	98AB-70-700	* Hose	1	1	1	98AB-701000
27-7	98AB-701600	* Hose	1	1	1	98AB-701000 × 2
27-8	3B7-70280-1	* Fuel Connector Mark	1	1	1	
27-9	3GF-70281-0	* Fuel Connector	1	1	1	
27-10	3GF-70250-0	* Fuel Connector	1	1	1	
27-11	332-70201-0	* Clamp	4	4	4	
27-12	3C7-70177-0	Fuel Tank A'ssy 25Liter (TOHATSU)	1	1	1	
27-13	3C7-70050-0	* Fuel Gauge Vent Cap A'ssy	1	1	1	
27-14	3C7-70021-0	* Tank Filler Cap Gasket	1	1	1	
27-15	3C7-70155-0	* Pick-Up Elbow A'ssy (25Liter)	1	1	1	
27-16	3E0-70270-0	* Quick-Connector (Male)	1	1	1	
27-17	3C7-70199-0	* O-Ring	1	1	1	
27-18	3C7-70113-0	* Filter	1	1	1	
27-19	3GF-70200-2	Primer Bulb A'ssy	1	1	1	Low Permeation Parts (for USA model)
27-20	3C7-70220-1	* Joint A'ssy (Inlet)	1	1	1	
27-21	3C7-70224-1	* Joint A'ssy (Outlet)	1	1	1	
27-22	3C7-70211-1	* Primer Bulb	1	1	1	
27-23	3C7-70217-0	* Clamp	2	2	2	
27-24	3GF-70241-0	* Hose	1	1	1	Low Permeation Parts (for USA model)
27-25	3GF-70240-0	* Hose	1	1	1	Low Permeation Parts (for USA model)
27-26	3B7-70280-1	* Fuel Connector Mark	1	1	1	
27-27	3GF-70281-0	* Fuel Connector	1	1	1	
27-28	3GF-70250-0	* Fuel Connector	1	1	1	
27-29	332-70201-0	* Clamp	4	4	4	

Fig. 28 COMPONENT PARTS OF REMOTE CONTROL BOX



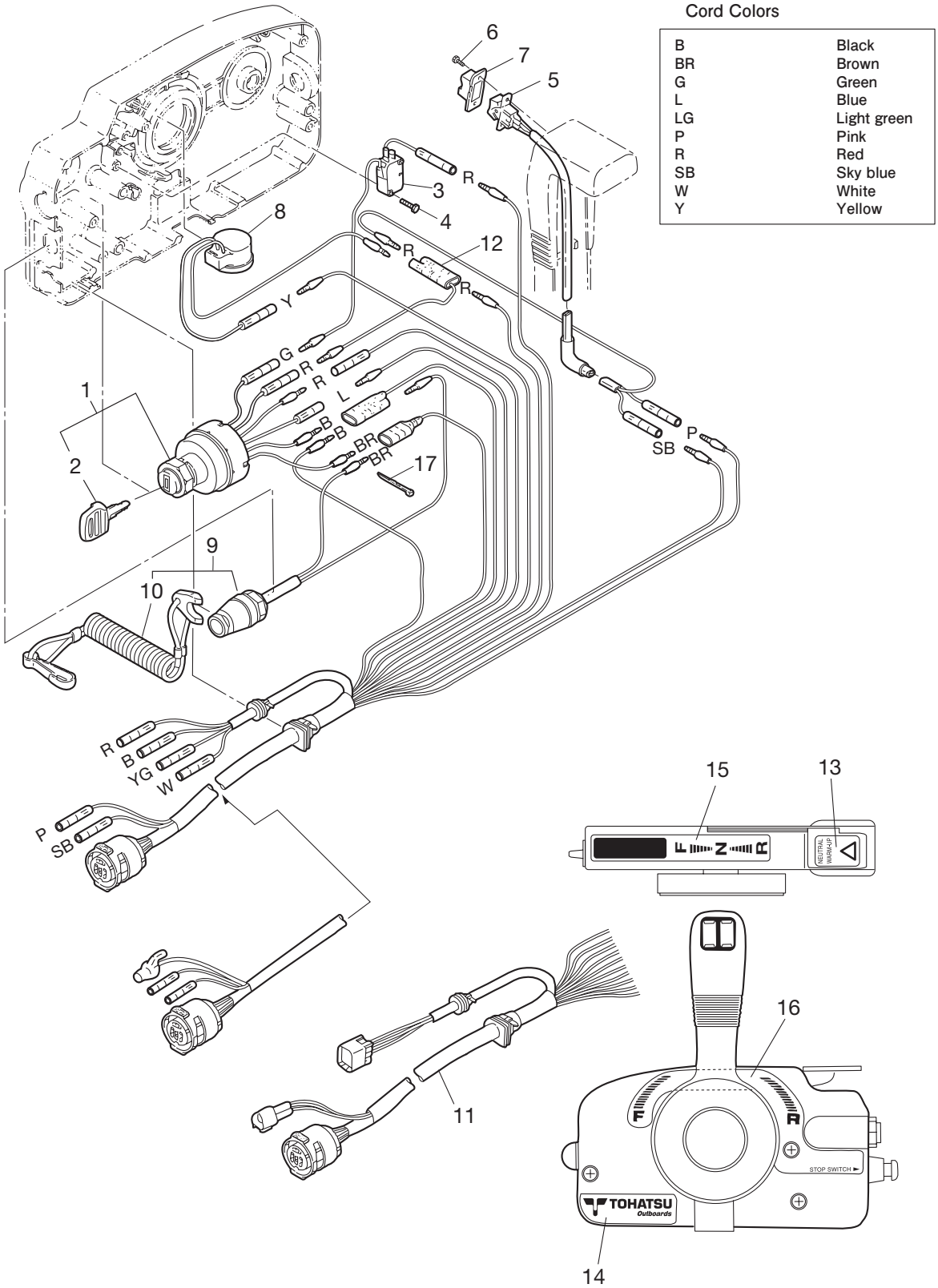
Ref. No.	Part No.	Description	Qty			Remarks
			D30B2	D40B2	D50B2	
28-1	3GFQ84500-0	Remote Control Head A'ssy (RC5F)	1	1	1	for "P" Type
28-2	921603-0512	* Screw	2	2	2	
28-3	3A3-84432-0	* Bushing B	1	1	1	
28-4	3A3-84375-0	* Screw	3	3	3	
28-5	3A3-84374-0	* Spacer	3	3	3	
28-6	353-84371-0	* Washer Remote Control Box	3	3	3	
28-7	930103-0600	* Nut	3	3	3	
28-8	3A3-84383-0	* Washer	1	1	1	
28-9	3A3-84421-0	* Roller	1	1	1	
28-10	3A3-84422-0	* Thrust Plate	1	1	1	
28-11	3A3-84431-0	* Bushing A	2	2	2	
28-12	940103-0800	* Washer	1	1	1	
28-13	3A3-84442-0	* Bolt	1	1	1	
28-14	353-84388-0	* Detent Roller	1	1	1	
28-15	3B7Q84312-0	* Free Throttle Lever	1	1	1	
28-16	921503-0406	* Screw	2	2	2	
28-17	3A3-84423-0	* Detent Retainer	1	1	1	
28-18	921603-0518	* Screw	5	5	5	
28-19	3A3-84307-0	* Detent Spring	5	5	5	
28-20	3A3-84424-0	* Free Throttle Roller	1	1	1	
28-21	3A3-84426-0	* Roller Retainer	1	1	1	
28-22	3A3-84425-0	* Free Throttle Spring	1	1	1	
28-23	3A3-84365-1	* Throttle Arm	1	1	1	
28-24	3A3-84428-0	* Throttle Friction Arm	1	1	1	
28-25	945303-0600	* E-Ring d=6	3	3	3	
28-26	353-84394-0	* Washer	1	1	1	
28-27	3A3-84427-0	* Adjust Screw Throttle Friction	1	1	1	
28-28	3A3-84381-0	* Shift Gear A'ssy	1	1	1	
28-29	3A3-83314-2	* Cable Terminal	2	2	2	
28-30	3A3-84364-2	* Drive Gear	1	1	1	

Fig. 28 COMPONENT PARTS OF REMOTE CONTROL BOX



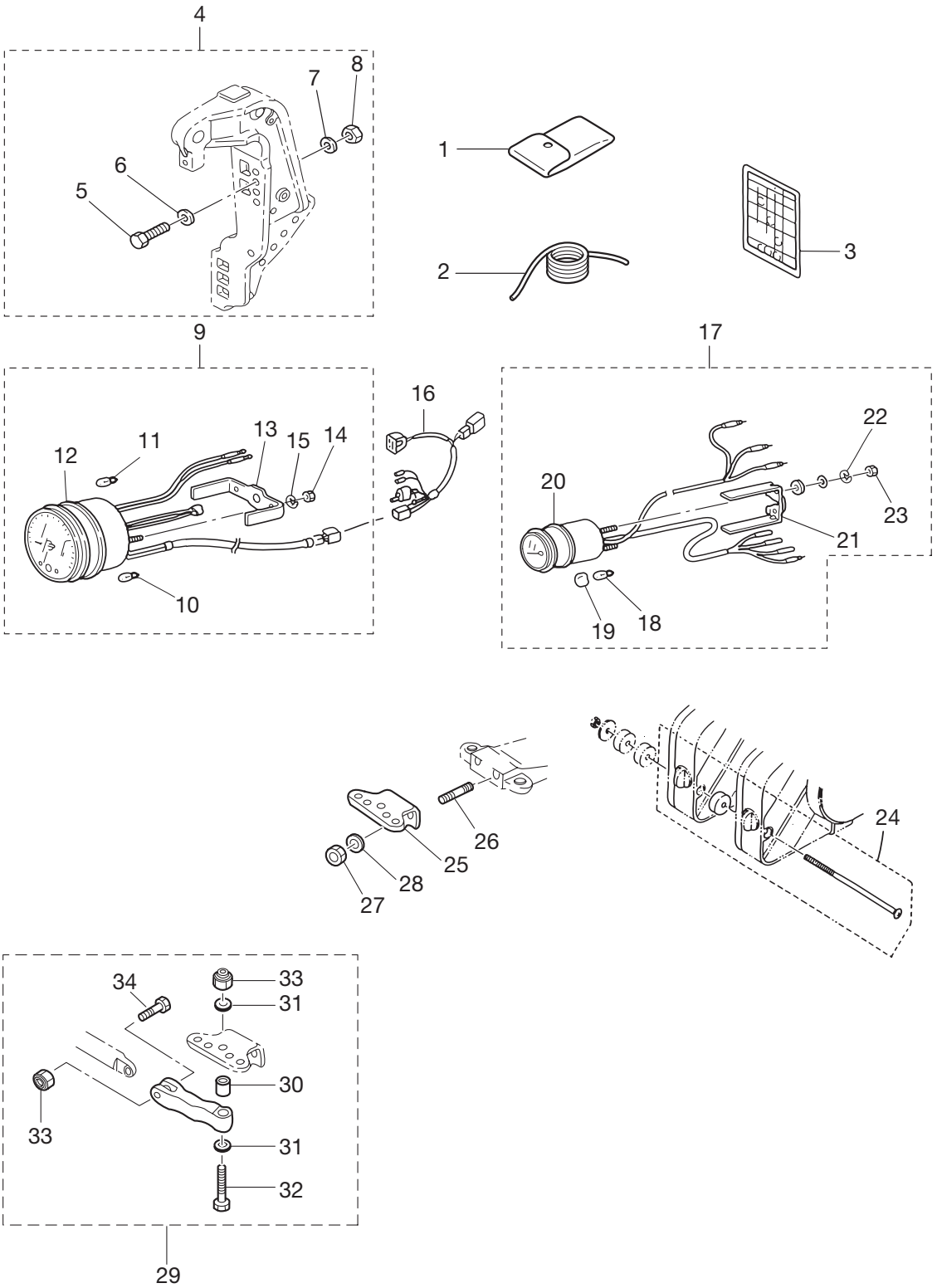
Ref. No.	Part No.	Description	Qty			Remarks
			D30B2	D40B2	D50B2	
28-31	3A3-84429-0	* Wire Cover	1	1	1	
28-32	930103-0500	* Nut	1	1	1	
28-33	910103-0525	* Bolt	1	1	1	
28-34	3A3-84376-0	* Grommet	1	1	1	
28-35	3B7Q84441-0	* Rear Housing	1	1	1	
28-36	3B7Q84366-0	* Rear Panel	1	1	1	
28-37	3A3-84401-0	* Neutral Lock Arm	1	1	1	
28-38	3A3-84403-0	* Neutral Lock Spring	1	1	1	
28-39	3A3-84407-0	* Washer Lock Arm	1	1	1	
28-40	921503-0510	* Screw	2	2	2	
28-41	3A3-84451-0	* Tilt Switch Cover	1	1	1	
28-42	3A3-84404-0	* Grip	1	1	1	
28-43	3B7Q84343-0	* Control Lever	1	1	1	
28-44	3A3-84452-0	* Tilt Switch Plug	1	1	1	
28-45	3A3-84368-0	* Wave Washer	1	1	1	
28-46	3A3-84391-0	* Free Throttle Drum	1	1	1	
28-47	3A3-84435-0	* Bushing D	1	1	1	
28-48	3A3-84406-0	* Plate Lock Arm	1	1	1	

Fig. 29 COMPONENT PARTS OF REMOTE CONTROL BOX (ELECTRICAL PARTS)



Ref. No.	Part No.	Description	Qty			Remarks
			D30B2	D40B2	D50B2	
29-1	353-76020-3	Main Switch A'ssy	1	1	1	
29-2	1 3F3-76217-0	* Main Switch Key (No.301)	A	A	A	
29-2	2 3F3-76218-0	* Main Switch Key (No.302)	A	A	A	
29-2	3 3F3-76219-0	* Main Switch Key (No.303)	A	A	A	
29-3	3T5-76086-0	Neutral Switch (Remote Control)	1	1	1	
29-4	921503-0315	Screw	2	2	2	
29-5	3A3-72560-0	PTT Switch A'ssy	1	1	1	
29-6	921503-0206	Screw	2	2	2	
29-7	3A3-72591-0	PTT Switch Cover	1	1	1	
29-8	3C8-76171-0	Overheat Buzzer	1	1	1	
29-9	3A3-06830-0	Stop Switch A'ssy (W/Rope)	1	1	1	
29-10	353-06821-0	* Stop Switch Lanyard A'ssy (W/Curl)	1	1	1	
29-11	3T5-76115-1	Cord A'ssy B L=6200	1	1	1	
29-12	353-72546-0	Assist Cord (Red) L=200	1	1	1	for "P" Type
29-13	3N5-84331-0	Decal (LEVER)	1	1	1	
29-14	3N5-84333-0	Decal (TOHATSU)	1	1	1	
29-15	3N5-84336-0	Shift Position Decal	1	1	1	
29-16	3N5-84465-0	Shift Position Side Decal	1	1	1	
29-17	3A3-84398-0	Band Lead Wire	2	2	2	

Fig. 30 ACCESSORIES



Ref. No.	Part No.	Description	Qty			Remarks
			D30B2	D40B2	D50B2	
30-1	3H6-72100-0	Tool Kit	1	1	1	
30-2	3B7-72201-0	Safety Rope 6-1600	1	1	1	
30-3	3T5-72050-0	Buzzer Caution Decal	1	1	1	
30-4	3C8-72120-0	Rigging Bolt Set	1	1	1	
30-5	3C7-62133-2	* Bolt Stern Bracket L=105	4	4	4	
30-6	353-61334-0	* Washer 13-34-3	4	4	4	
30-7	940103-1200	* Washer	4	4	4	
30-8	3C7-62139-1	* Nut P1.25	4	4	4	
30-9	3Z5-72640-1	Tachometer (W/Oil Lamp)	1	1	1	for "P" Type
30-10	3B7-72658-0	* Oil Bulb 12V-1.7W	3	3	3	for "P" Type
30-11	3B7-72659-0	* Meter Bulb 12V-1.8W	1	1	1	for "P" Type
30-12	3B7-72656-0	* Meter Damper	1	1	1	for "P" Type
30-13	3B7-72661-0	* Fitting Plate	1	1	1	for "P" Type
30-14	930203-0500	* Nut	2	2	2	for "P" Type
30-15	941303-0500	* Spring Washer	2	2	2	for "P" Type
30-16	3T5-72537-0	Meter Lead Wire L=8000	1	1	1	for "P" Type
30-17	3T1-72571-0	Trim Meter A'ssy	1	1	1	for "P" Type
30-18	3T1-72659-0	* Meter Bulb	1	1	1	for "P" Type
30-19	3T1-72653-0	* Meter Bulb Cap	1	1	1	for "P" Type
30-20	3B7-72655-0	* Meter Damper	1	1	1	for "P" Type
30-21	3T1-72665-0	* Fitting Plate	1	1	1	for "P" Type
30-22	941303-0400	* Spring Washer	2	2	2	for "P" Type
30-23	930203-0400	* Nut	2	2	2	for "P" Type
30-24	3A3-81301-0	Twin Remote Control Kit	1	1	1	
30-25	3C8-84830-0	Steering Hook	1	1	1	
30-26	915203-0816	Stud Bolt	2	2	2	
30-27	930403-0800	Nylon Nut 8P1.25	2	2	2	
30-28	940103-0600	Washer	2	2	2	
30-29	3C8Q84960-0	Clevis A'ssy	1	1	1	
30-30	3C8-84962-0	* Collar 9.6-13-20.5	1	1	1	

Fig. 30 ACCESSORIES

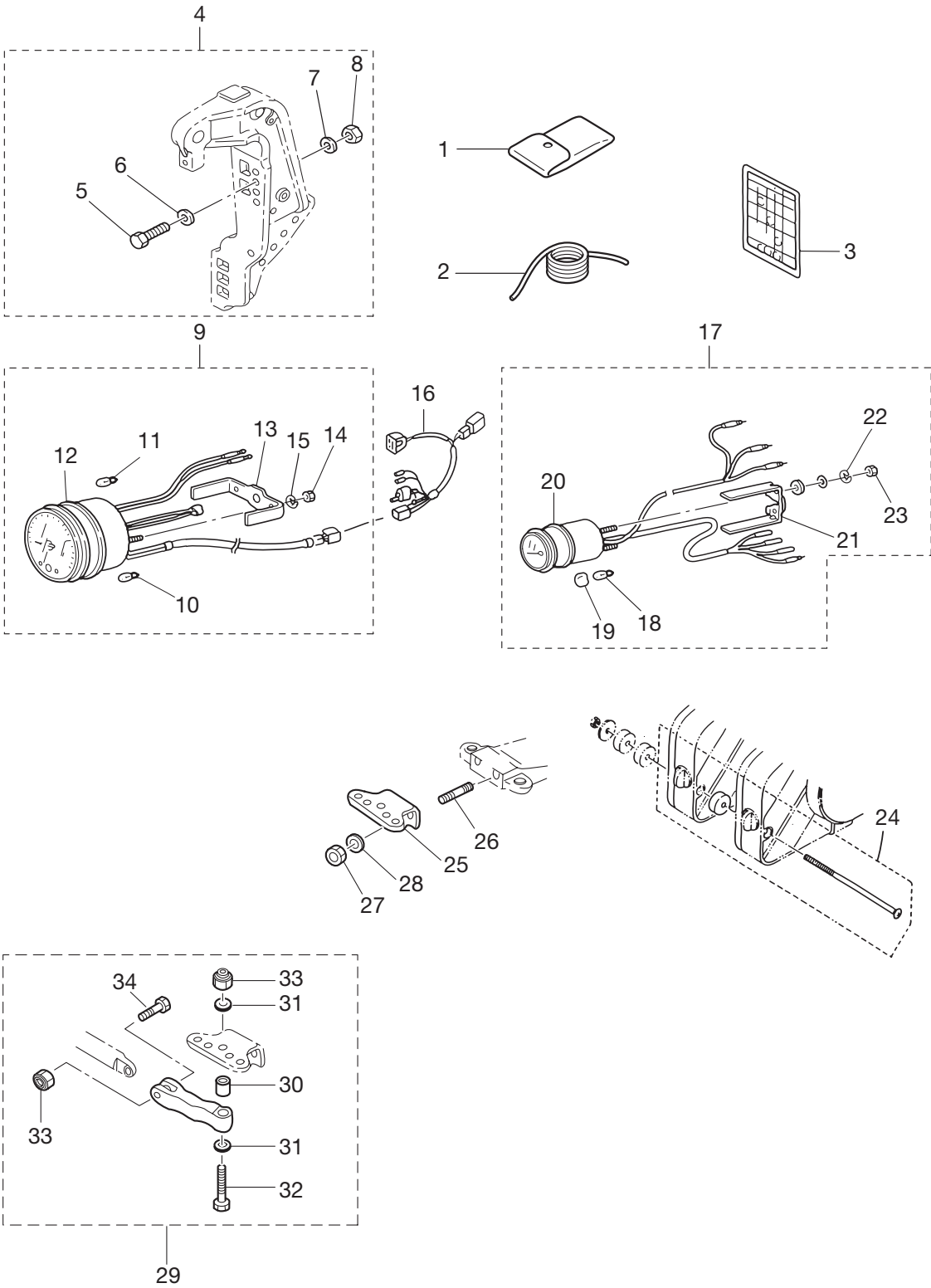
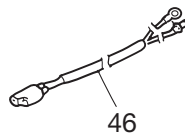
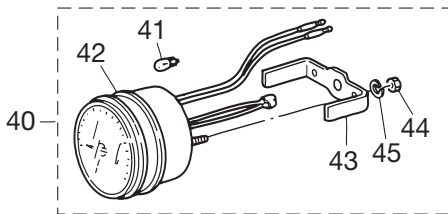
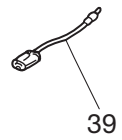
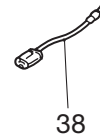
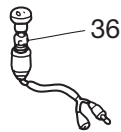
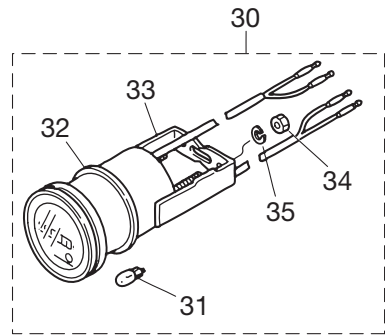
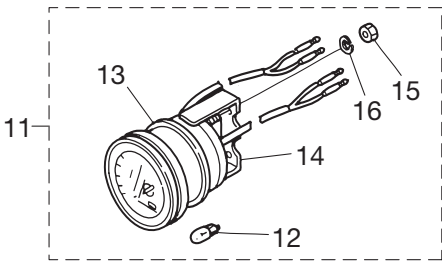
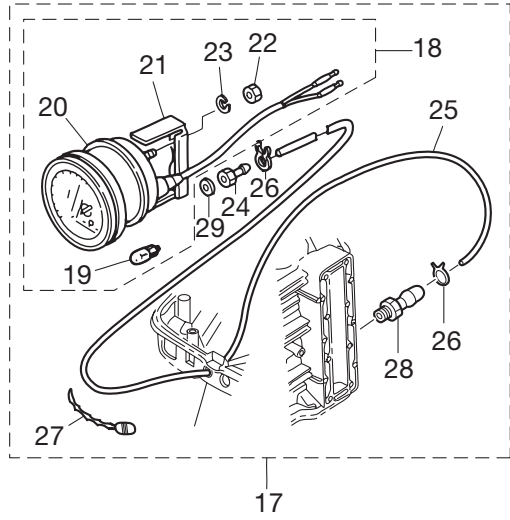
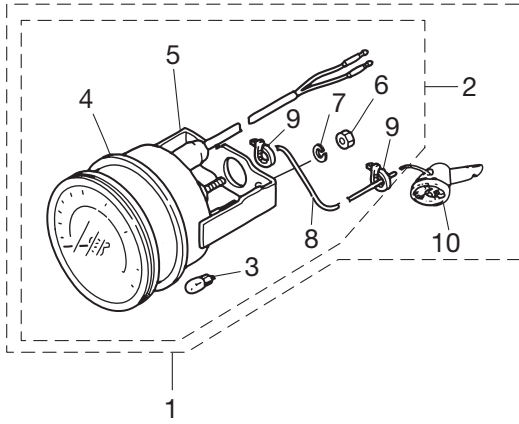
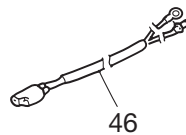
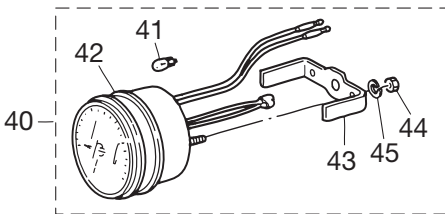
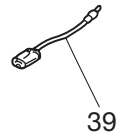
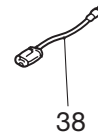
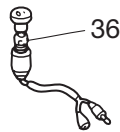
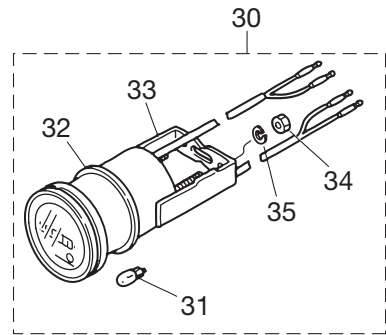
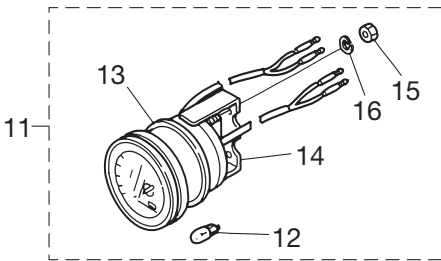
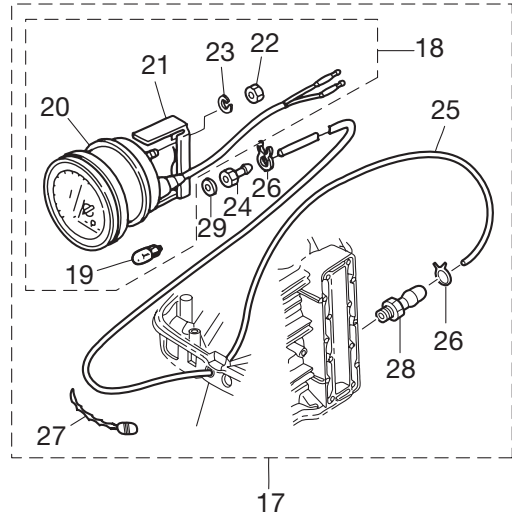
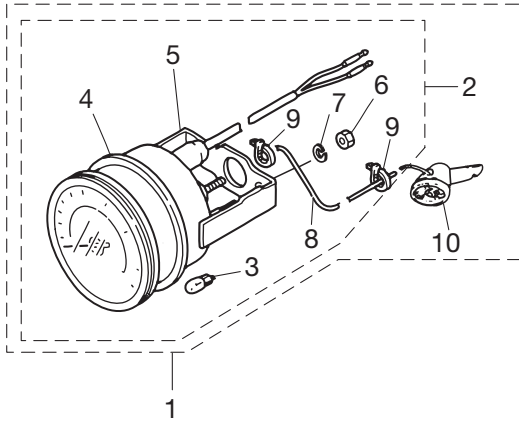


Fig. 31 OPTIONAL PARTS (1)



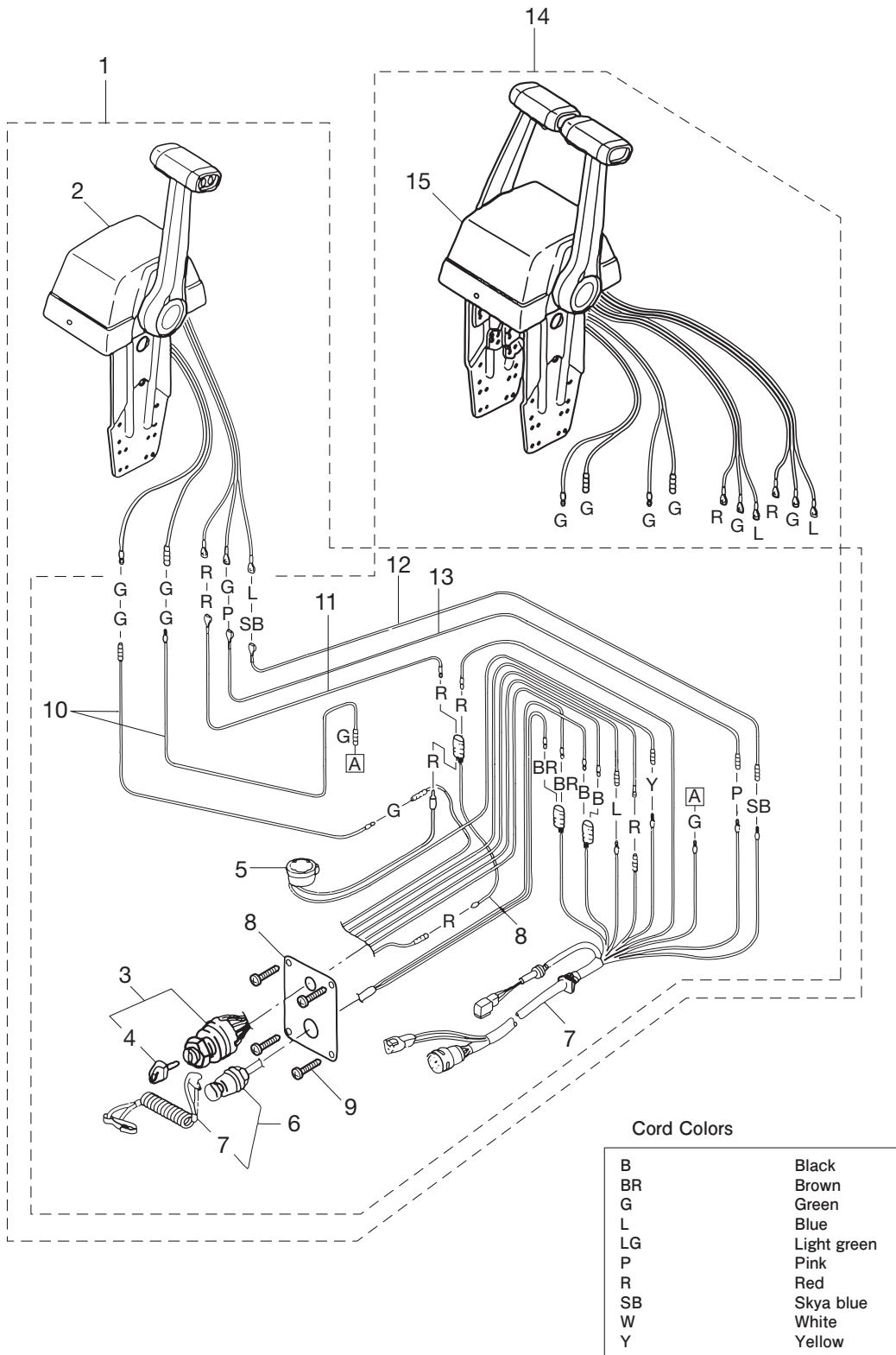
Ref. No.	Part No.	Description	Qty			Remarks	
			D30B2	D40B2	D50B2		
31-1	1	3E0-72522-0	Speedometer Kit (50Mph)	1	1	1	50MPH
31-1	2	3E0-72644-0	Speedometer Kit (75Mph)	1	1	1	75MPH
31-2	1	3E0-72648-0	* Speedometer A'ssy (50Mph)	1	1	1	50MPH
31-2	2	3E0-72649-0	* Speedometer A'ssy (75Mph)	1	1	1	75MPH
31-3	1	3B7-72659-0	* Meter Bulb 12V-1.8W	1	1	1	50MPH
31-3	2	3B7-72659-0	* Meter Bulb 12V-1.8W	1	1	1	75MPH
31-4	1	3B7-72656-0	* Meter Damper	1	1	1	50MPH
31-4	2	3B7-72656-0	* Meter Damper	1	1	1	75MPH
31-5	1	3B7-72661-0	* Fitting Plate	1	1	1	50MPH
31-5	2	3B7-72661-0	* Fitting Plate	1	1	1	75MPH
31-6	1	930203-0500	* Nut	2	2	2	50MPH
31-6	2	930203-0500	* Nut	2	2	2	75MPH
31-7	1	941303-0500	* Spring Washer	2	2	2	50MPH
31-7	2	941303-0500	* Spring Washer	2	2	2	75MPH
31-8	1	3B7-72650-0	* Speedometer Tube L=6000	1	1	1	50MPH
31-8	2	3B7-72650-0	* Speedometer Tube L=6000	1	1	1	75MPH
31-9	1	3B7-72651-0	* Speedometer Band	2	2	2	50MPH
31-9	2	3B7-72651-0	* Speedometer Band	2	2	2	75MPH
31-10	1	3B7-72643-0	* Speedometer Sensor	1	1	1	50MPH
31-10	2	3B7-72643-0	* Speedometer Sensor	1	1	1	75MPH
31-11		3E0-72529-0	Voltmeter A'ssy	1	1	1	
31-12		3B7-72657-0	* Meter Bulb 12V-1.7W	1	1	1	
31-13		3B7-72655-0	* Meter Damper	1	1	1	
31-14		3B7-72662-0	* Fitting Plate	1	1	1	
31-15		930203-0400	* Nut	2	2	2	
31-16		941303-0400	* Spring Washer	2	2	2	
31-17		3E3-72527-0	Water Pressure Meter Kit	1	1	1	
31-18		3E0-72598-0	* Water Pressure Meter A'ssy	1	1	1	
31-19		3B7-72657-0	** Meter Bulb 12V-1.7W	1	1	1	
31-20		3B7-72655-0	** Meter Damper	1	1	1	

Fig. 31 OPTIONAL PARTS (1)



Ref. No.	Part No.	Description	Qty			Remarks
			D30B2	D40B2	D50B2	
31-21	3B7-72663-0	** Fitting Plate	1	1	1	
31-22	930203-0500	** Nut	2	2	2	
31-23	941303-0500	** Spring Washer	2	2	2	
31-24	3B7-72641-0	* Water Pressure Meter Nipple	1	1	1	
31-25	98AB-506000	* Hose	1	1	1	
31-26	338-02215-0	* Clip Fuel Pipe ϕ 10	2	2	2	
31-27	336-76091-0	* Lead Wire Band	2	2	2	
31-28	309-01136-0	* Nipple Pulse	1	1	1	
31-29	121-33159-0	* Gasket 2-8-1	1	1	1	
31-30	3E0-72524-0	Hour Meter A'ssy	1	1	1	
31-31	3B7-72657-0	* Meter Bulb 12V-1.7W	1	1	1	
31-32	3B7-72655-0	* Meter Damper	1	1	1	
31-33	3B7-72664-0	* Fitting Plate	1	1	1	
31-34	930203-0400	* Nut	2	2	2	
31-35	941303-0400	* Spring Washer	2	2	2	
31-36	353-72521-1	Meter Lamp Switch	1	1	1	for "P" Type
31-37	353-72547-0	Assist Cord (Blue) L=200	1	1	1	for "P" Type
31-38	353-72548-0	Assist Cord (Black) L=200	1	1	1	for "P" Type
31-39	353-72546-0	Assist Cord (Red) L=200	1	1	1	for "P" Type
31-40	3B7-72530-2	Tachometer A'ssy	1	1	1	for "F" Type
31-41	3B7-72659-0	* Meter Bulb 12V-1.8W	1	1	1	for "F" Type
31-42	3B7-72656-0	* Meter Damper	1	1	1	for "F" Type
31-43	3B7-72661-0	* Fitting Plate	1	1	1	for "F" Type
31-44	930103-0500	* Nut	2	2	2	for "F" Type
31-45	941303-0500	* Spring Washer	2	2	2	for "F" Type
31-46	3T5-72539-0	Tachometer Lead Wire L=2000	1	1	1	for "F" Type

Fig. 32 OPTIONAL PARTS (2)



Ref. No.	Part No.	Description	Qty			Remarks
			D30B2	D40B2	D50B2	
32-1	3T5Q84490-1	Control Head A'ssy (Top-Single)	1	1	1	for Single
32-2	3T5Q84480-1	* Remote Cont Head (Top-Single)	1	1	1	for Single
32-3	1 353-76020-3	* Main Switch A'ssy	1	1	1	Top Single
32-3	2 353-76020-3	* Main Switch A'ssy	2	2	2	Top Twin
32-4	1 3F3-76217-0	** Main Switch Key (No.301)	A	A	A	Top Single
32-4	2 3F3-76218-0	** Main Switch Key (No.302)	A	A	A	Top Single
32-4	3 3F3-76219-0	** Main Switch Key (No.303)	A	A	A	Top Single
32-4	4 3F3-76217-0	** Main Switch Key (No.301)	A	A	A	Top Twin
32-4	5 3F3-76218-0	** Main Switch Key (No.302)	A	A	A	Top Twin
32-4	6 3F3-76219-0	** Main Switch Key (No.303)	A	A	A	Top Twin
32-5	1 3C8-76171-0	* Overheat Buzzer	1	1	1	Top Single
32-5	2 3C8-76171-0	* Overheat Buzzer	2	2	2	Top Twin
32-6	1 3A3-06830-0	* Stop Switch A'ssy (W/Rope)	1	1	1	Top Single
32-6	2 3A3-06830-0	* Stop Switch A'ssy (W/Rope)	2	2	2	Top Twin
32-7	1 353-06821-0	** Stop Switch Lanyard A'ssy (W/Curl)	1	1	1	Top Single
32-7	2 353-06821-0	** Stop Switch Lanyard A'ssy (W/Curl)	1	1	1	Top Twin
32-8	1 3T5-76201-0	* Main Switch Panel	1	1	1	Top Single
32-8	2 3T5-76201-0	* Main Switch Panel	2	2	2	Top Twin
32-9	1 921146-4516	* Screw	4	4	4	Top Single
32-9	2 921146-4516	* Screw	2	2	2	Top Twin
32-10	1 3C7-84471-1	* Neutral Switch Cord (Green)	1	1	1	Top Single
32-10	2 3C7-84471-1	* Neutral Switch Cord (Green)	2	2	2	Top Twin
32-11	1 3C7-84475-0	* Ptt Switch Cord (Red)	1	1	1	Top Single
32-11	2 3C7-84475-0	* Ptt Switch Cord (Red)	2	2	2	Top Twin
32-12	1 3C7-84476-0	* Ptt Switch Cord (Skyblue)	1	1	1	Top Single
32-12	2 3C7-84476-0	* Ptt Switch Cord (Skybule)	2	2	2	Top Twin
32-13	1 3C7-84477-0	* Ptt Switch Cord (Pink)	1	1	1	Top Single
32-13	2 3C7-84477-0	* Ptt Switch Cord (Pink)	2	2	2	Top Twin
32-14	3T5Q84540-1	Control Head A'ssy (Top-Twin)	1	1	1	for Twin
32-15	3T5Q84520-1	* Remote Cont Head (Top-Twin)	1	1	1	for Twin

Fig. 33 OPTIONAL PARTS (3)

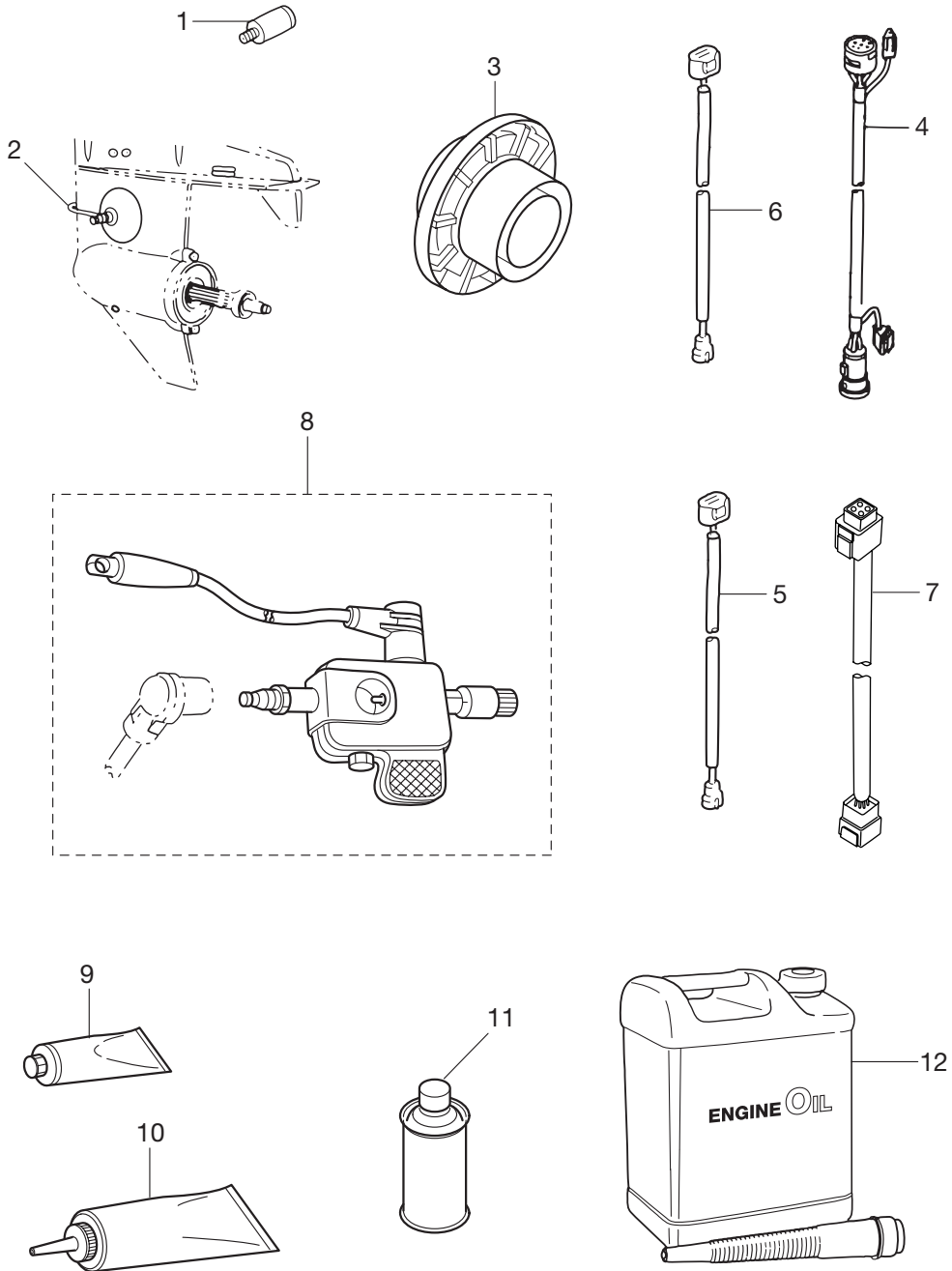
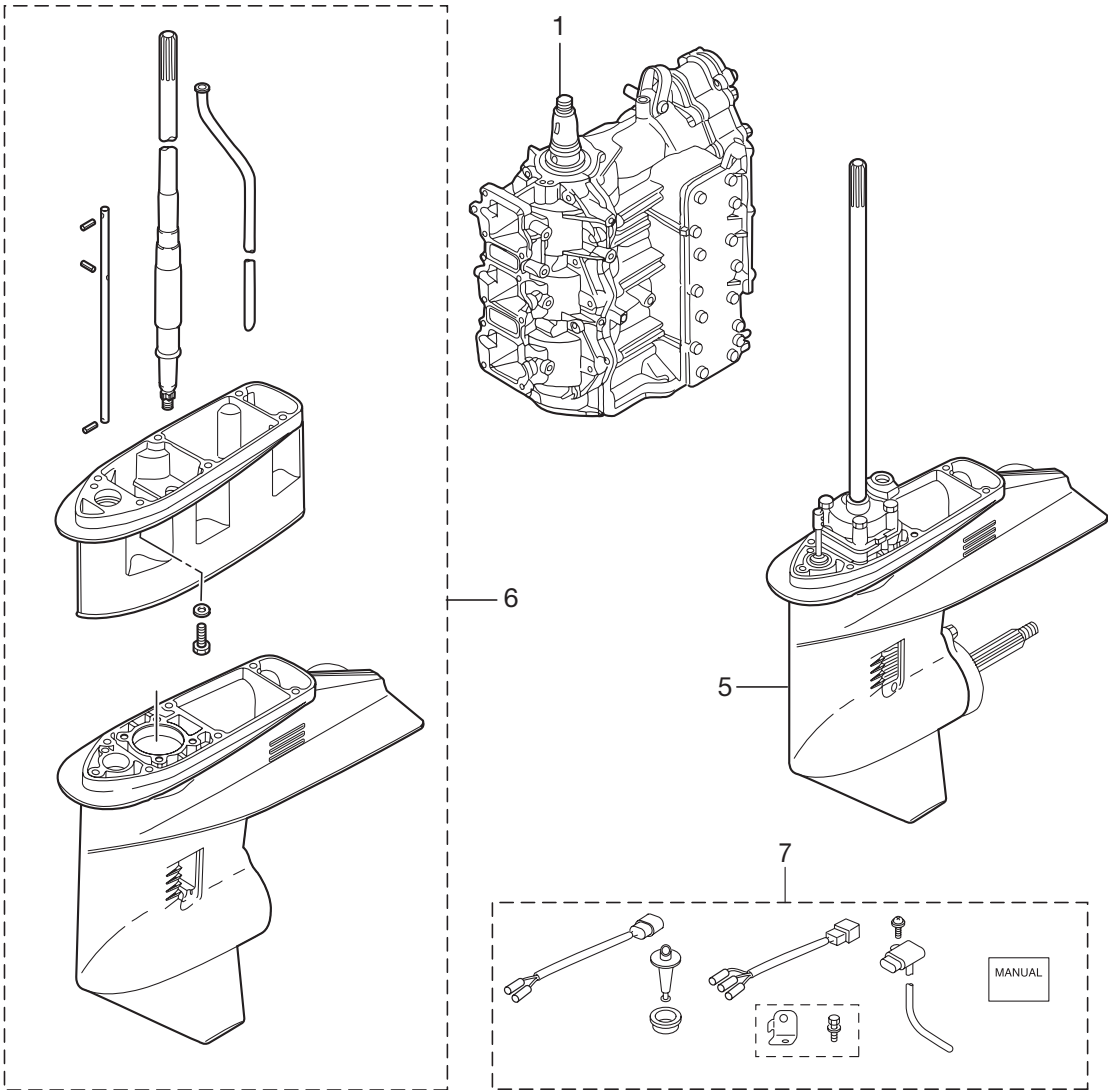


Fig. 34 ASSEMBLY • KIT

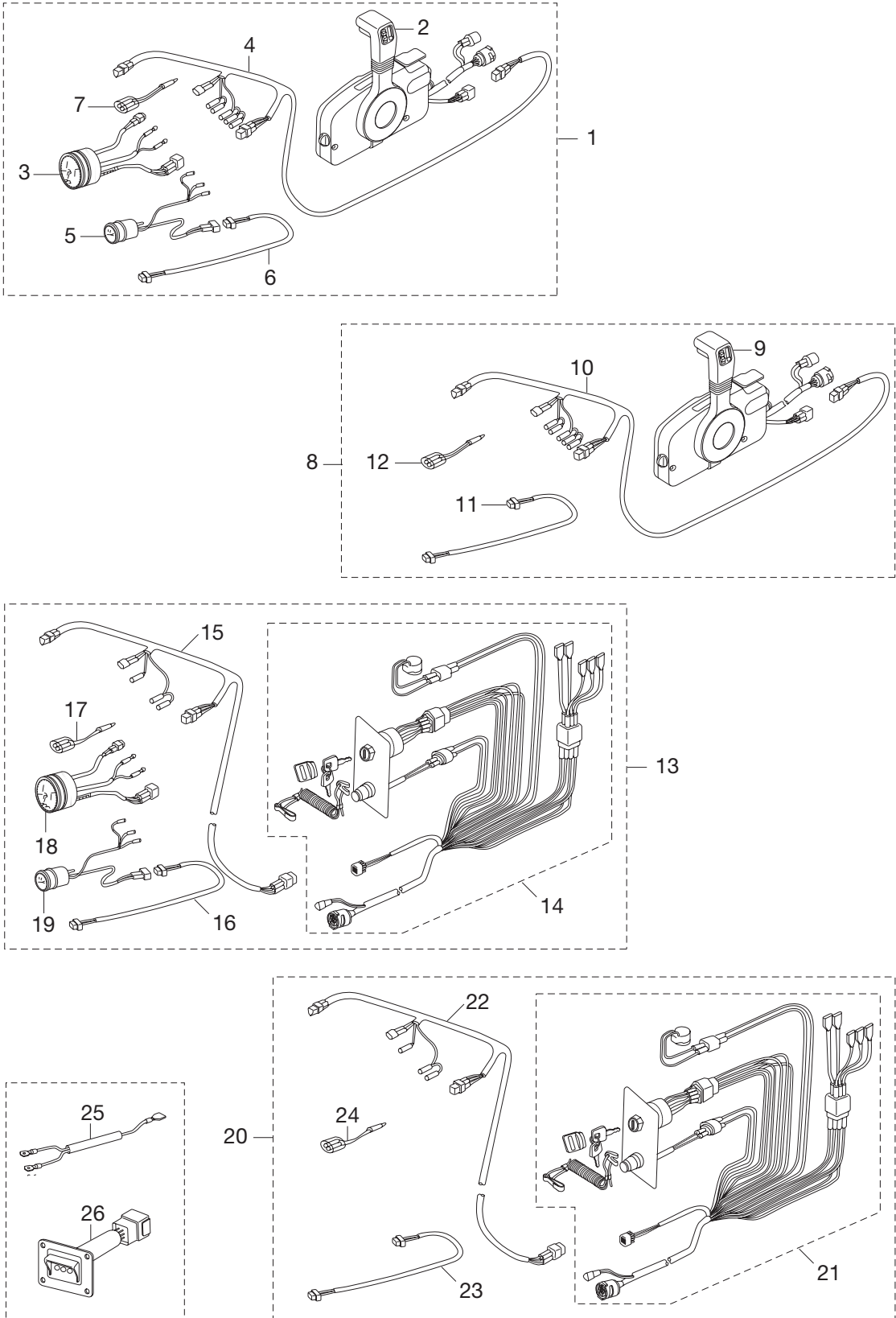


2 — **Power Head Gasket Set**

3 — **Water Pump Repair Kit**

4 — **Lower Unit Gasket Set**

Fig. 35 RIGGING • KIT



Ref. No.	Part No.	Description	Qty			Remarks
			D30B2	D40B2	D50B2	
35-1	3Y7Q84550-5	Pre-Rigging Kit	1	1	1	with Meter
35-2	3GFQ84500-0	* Remote Control Head A'ssy (RC5F)	1	1	1	
35-3	3T5-72537-0	* Meter Lead Wire L=8000	1	1	1	
35-4	3T1-72573-0	* Extension Cord (Trim Sensor) L=6000	1	1	1	
35-5	353-72548-0	* Assist Cord (Black) L=200	1	1	1	
35-6	3Z5-72640-1	* Tachometer (W/Oil Lamp)	1	1	1	
35-7	3T1-72571-0	* Trim Meter A'ssy	1	1	1	
35-8	3GLQ84550-0	Pre-Rigging Kit	1	1	1	without Meter
35-9	3GFQ84500-0	* Remote Control Head A'ssy (RC5F)	1	1	1	
35-10	3T5-72537-0	* Meter Lead Wire L=8000	1	1	1	
35-11	3T1-72573-0	* Extension Cord (Trim Sensor) L=6000	1	1	1	
35-12	353-72548-0	* Assist Cord (Black) L=200	1	1	1	
35-13	3Z5-84550-5	Pre-Rigging Kit	1	1	1	with Meter
35-14	3Y9-84560-1	* Rigging Cord Kit	1	1	1	
35-15	3T5-72537-0	* Meter Lead Wire	1	1	1	
35-16	3T1-72573-0	* Extension Cord (Trim Sensor) L=6000	1	1	1	
35-17	353-72548-0	* Assist Cord (Black) L=200	1	1	1	
35-18	3Z5-72640-1	* Tachometer (W/Oil Lamp)	1	1	1	
35-19	3T1-72571-0	* Trim Meter A'ssy	1	1	1	
35-20	3GM-84550-0	Pre-Rigging Kit	1	1	1	without Meter
35-21	3Y9-84560-1	* Rigging Cord Kit	1	1	1	
35-22	3T5-72537-0	* Meter Lead Wire	1	1	1	
35-23	3T1-72573-0	* Extension Cord (Trim Sensor) L=6000	1	1	1	
35-24	353-72548-0	* Assist Cord (Black) L=200	1	1	1	

INDEX

<A>		
Adapter	5-8	
Adapter	6-5	
Adjust Screw Throttle Friction	28-27	
Adjusting Nut	22-12	
Advancer Arm	7-1	
Air Chamber A'ssy	3-1	
Air Chamber Cover	3-6	
Air Chamber Cover Gasket	3-9	
Air Compressor A'ssy	5-5	
Air Compressor Cylinder A'ssy	5-20	
Air Compressor Housing A'ssy	5-21	
Air Compressor Piston Ring	5-15	
Air Filter A'ssy	5-33	
Air Hose A'ssy	4-33	
Air Injector Complete	4-1	
Air Rail A'ssy	4-5	
Air Rail Decal	4-51	
Air Regulator A'ssy	4-27	
Air Vent Bolt	12-3	
Alternator A'ssy	9-2	
Altitude Adjustment Kit	34-7	
Anode	1-31	
Anode	18-37	
Anode Stern Bracket	20-5	
Apron	13-28	
Armature A'ssy	21-2	
Assist Cord (Black) L=200	31-38	
Assist Cord (Black) L=200	35-5	
Assist Cord (Black) L=200	35-12	
Assist Cord (Black) L=200	35-17	
Assist Cord (Black) L=200	35-24	
Assist Cord (Blue) L=200	31-37	
Assist Cord (Red) L=200	29-12	
Assist Cord (Red) L=200	31-39	
		
Ball Bearing 6007	16-6	
Ball Bearing 6203	5-17	
Ball Bearing 6205R	15-10	
Ball Joint B	7-24	
Ball Joint Connector	12-10	
Ball Steel 3/8	16-23	
Band Lead Wire	29-17	
Band Lead Wire 104	4-50	
Band Lead Wire 104	5-35	
Band Lead Wire 104	7-33	
Band Lead Wire 104	8-21	
Band Lead Wire 104	12-25	
Band Lead Wire 158	10-10	
Band Lead Wire 158	10-13	
Battery Cable L=3000	11-29	
Belt Guide	5-4	
Bevel Gear A'ssy (A)	16-12	
Bevel Gear A'ssy (A)	17-12	
Bevel Gear B	14-10	
Bevel Gear B	15-6	
Bevel Gear C	16-13	
Bevel Gear C	17-14	
Bolt	1-3	
Bolt	1-5	
Bolt	1-10	
Bolt	1-14	
Bolt	1-22	
Bolt	1-27	
Bolt	1-32	
Bolt	1-44	
Bolt	1-45	
Bolt	1-51	
Bolt	3-10	
Bolt	4-11	
Bolt	4-14	
Bolt	4-44	
Bolt	5-10	
Bolt	5-24	
Bolt	5-30	
Bolt	6-16	
Bolt	6-20	
Bolt	6-21	
Bolt	7-5	
Bolt	7-12	
Bolt	7-13	
Bolt	7-22	
Bolt	8-12	
Bolt	8-32	
Bolt	8-44	
Bolt	9-9	
Bolt	9-11	
Bolt	10-2	
Bolt	10-14	
Bolt	10-17	
Bolt	10-19	
Bolt	10-28	
Bolt	10-39	
Bolt	11-8	
Bolt	11-20	
Bolt	11-23	
Bolt	11-27	
Bolt	11-28	
Bolt	11-30	
Bolt	12-32	
Bolt	12-46	
Bolt	13-5	
Bolt	13-8	
Bolt	13-12	
Bolt	13-15	
Bolt	13-23	
Bolt	13-26	
Bolt	14-29	
Bolt	14-41	
Bolt	14-42	
Bolt	15-24	
Bolt	16-3	
Bolt	18-36	
Bolt	18-38	
Bolt	18-40	
Bolt	18-45	
Bolt	18-48	
Bolt	18-50	
Bolt	18-53	
Bolt	19-5	
Bolt	20-6	
Bolt	20-13	
Bolt	20-13	
Bolt	20-16	
Bolt	20-30	
Bolt	20-44	
Bolt	20-51	
Bolt	20-56	
Bolt	21-13	
Bolt	21-14	
Bolt	21-18	
Bolt	22-10	
Bolt	22-14	
Bolt	22-26	
Bolt	22-29	
Bolt	23-20	
Bolt	24-4	
Bolt	24-13	
Bolt	24-22	
Bolt	24-30	
Bolt	25-9	
Bolt	25-21	
Bolt	26-6	
Bolt	28-13	
Bolt	28-33	
Bolt 6-25 Precoated	3-5	
Bolt (W/Washer)	22-40	
Bolt (W/Washer)	24-40	
Bolt 10-40	15-38	
Bolt 3/8-19	25-36	
Bolt 3/8-35	30-34	
Bolt 3/8-43	30-32	
Bolt 5-16	14-31	
Bolt 5-16	24-37	
Bolt 6-12	20-36	
Bolt 6-12	20-36	
Bolt 6-25 Precoated	7-36	
Bolt 8-170	18-16	
Bolt 8-35	15-36	
Bolt Lower Mount Rubber	18-30	
Bolt Stern Bracket L=105	30-5	
Bottom Cowl	24-1	
Bracket Fan Motor	11-24	
Breaker	21-4	
Brush Holder A'ssy	11-12	
Bushing	19-22	
Bushing 1	11-14	
Bushing 10.2-12-29.5	19-3	
Bushing 13-16-40	20-34	
Bushing 13-16-40	20-34	
Bushing 13-17-19.5	20-35	
Bushing 13-17-19.5	20-35	
Bushing 18-24-22	20-39	
Bushing 18-24-22	20-39	
Bushing 18-24-60	20-40	
Bushing 18-24-60	20-40	
Bushing 2	11-15	
Bushing 22-25-35.5	18-11	
Bushing 26-32	18-10	
Bushing 26-32	18-21	
Bushing 6-24-7	7-21	
Bushing 8.4-10-11	22-7	
Bushing 9-20-20.8	12-8	
Bushing A	28-11	
Bushing A Steering Handle	22-17	
Bushing B	28-3	
Bushing B Steering Handle	22-20	
Bushing Bracket Bolt	20-8	
Bushing Bracket Shaft	20-15	
Bushing D	28-47	
Bushing Shift Lever Shaft	25-2	
Buzzer Caution Decal	30-3	
<C>		
Cable Joint	7-8	
Cable Joint	25-25	
Cable Joint	25-25	
Cable Terminal	28-29	
Cable Terminal A'ssy (Negative)	6-11	
Cable Terminal A'ssy (Positive)	6-10	
Cable Terminal Plug	10-21	
Cable Terminal Plug	10-21	
Cable Terminal Plug	10-21	
Cable Terminal Plug	10-22	
Cable Terminal Plug	10-22	
Cable Terminal Plug	10-22	
Cable Terminal Plug	23-24	
Cable Terminal Plug	23-25	
Cable Terminal Plug	23-26	
Cam Rod (L)	14-33	
Cam Rod (L)	15-29	
Cam Rod (S)	14-33	
Cam Rod (UL)	14-33	
Cam Rod (UL)	15-29	
Cam Rod Bushing	14-35	
Cam Rod Bushing	15-32	
Cam Rod Holder	13-21	
Cap A'ssy (W/O-Ring)	21-19	
Cap Hook Tank	12-29	
Cap Nut Bracket Bolt	18-12	
Cap Valve	4-46	
Case A'ssy FFP	6-3	
Caution Decal (A)	26-14	
Caution Decal (B)	11-4	
Check Valve	1-38	
Check Valve	8-27	
Check Valve Complete	12-12	
Clamp	22-39	
Clamp	27-5	
Clamp	27-11	
Clamp	27-23	
Clamp	27-29	
Clamp 21/32	4-41	
Clamp 29/64	4-13	
Clamp 6.5-14	20-48	
Clamp 6.5-47.5P	1-43	
Clamp 6.5-47.5P	4-32	
Clamp 6.5-47.5P	5-26	

Clamp 6.5-47.5P	6-18	C-Ring	21-22	Extension Cord (Trim Sensor) L=6000	35-11
Clamp 6.5-47.5P	9-12	C-Ring d=18	20-42	Extension Cord (Trim Sensor) L=6000	35-16
Clamp 6.5-47.5P	10-7	C-Ring d=18	20-42	Extension Cord (Trim Sensor) L=6000	35-23
Clamp 6.5-47.5P	10-15	C-Ring d=25	2-4	Extension Cord L=2000 11P	33-4
Clamp 6.5-47.5P	22-28	C-Ring d=25	18-25	Extension Cord L=2000 2P	33-5
Clamp 6.5-47.5P	25-8	C-Ring d=28	20-19	Extension Housing	13-14
Clamp 6.5-67P	7-16	Cup	8-36	Extension Housing A'ssy (UL)	13-16
Clamp 6.5-87P	1-30	Cup	12-39	Extension Housing Kit (UL)	34-6
Clamp 6.5-87P	10-16	Cyl Block & Crankcase A'ssy	1-1	Extension Pipe	15-40
Clamp 6.5-87P	10-26	Cylinder Head	1-15	<F>	
Clamp 6.5-87P	12-37	Cylinder Head Cover	1-7	Filler Lid	26-3
Clamp 6-9.5L	20-46	Cylinder Head Cover Gasket	1-8	Filler Lid Hinge	26-4
Clamp 6-9.5L	20-53	Cylinder Head Gasket	1-16	Filter	8-38
Clamp 7-120P	3-11	Cylinder Pin (Lower)	20-38	Filter	12-41
Clamp 8.5-70P	4-16	Cylinder Pin (Lower)	20-38	Filter	21-16
Clamp 8.5-85P	1-20	Cylinder Pin (Upper)	20-33	Filter	27-18
Clamp Bracket (L)	18-7	Cylinder Pin (Upper)	20-33	Fitting Plate	30-13
Clamp Bracket (PTT-L)	20-4	<D>		Fitting Plate	30-21
Clamp Bracket (PTT-R)	20-1	Damper (Lower)	18-29	Fitting Plate	31-5
Clamp Bracket *	18-1	Damper (Upper)	18-41	Fitting Plate	31-5
Clamp Screw	18-3	Damper Rubber	18-32	Fitting Plate	31-14
Clamp Screw	18-3	Damper Starter Motor	11-25	Fitting Plate	31-21
Clamp Screw (PTT)	20-2	Decal (LEVER)	29-13	Fitting Plate	31-33
Clamp Screw (PTT)	20-2	Decal (TOHATSU)	29-14	Fitting Plate	31-43
Clamp Screw A'ssy	18-2	Decal Set (MD30B2EU)	26-13	Float Arm Pin	8-5
Clamp Screw A'ssy	18-2	Decal Set (MD40B2 Italy)	26-13	Float Fuel Filter	8-39
Clamp Screw Handle	18-4	Decal Set (MD40B2)	26-13	Float Valve A'ssy (W/Valve Pin)	8-7
Clamp Screw Handle	18-4	Decal Set (MD50B2)	26-13	Float Vapor Separator	8-4
Clamp Screw Pad	18-6	Detent Retainer	28-17	Flushing Attachment A'ssy	33-2
Clamp Screw Pad	18-6	Detent Roller	28-14	Flushing Plug	33-1
Clamp Screw Pad	20-3	Detent Spring	28-19	Flywheel (W/Ring Gear)	9-1
Clamp Screw Pad	20-3	Diaphragm Gasket B	8-26	Free Throttle Drum	28-46
Clevis A'ssy	30-29	Diaphragm Gasket Set	8-30	Free Throttle Lever	28-15
Clip	8-8	Disc Spring	4-17	Free Throttle Roller	28-20
Clip Fuel Pipe ϕ 10	1-37	Distance Piece	18-13	Free Throttle Spring	28-22
Clip Fuel Pipe ϕ 10	4-49	Dowel Pin 4-10	1-9	Friction Piece	18-51
Clip Fuel Pipe ϕ 10	8-18	Dowel Pin 4-10	5-25	Friction Piece	22-11
Clip Fuel Pipe ϕ 10	8-34	Dowel Pin 4-10	5-31	Friction Spring	18-52
Clip Fuel Pipe ϕ 10	8-46	Dowel Pin 4-10	9-13	Friction Spring	19-6
Clip Fuel Pipe ϕ 10	24-47	Dowel Pin 4-10	14-25	Fuel Connector	27-9
Clip Fuel Pipe ϕ 10	31-26	Dowel Pin 6-12	1-2	Fuel Connector	27-10
Clip Throttle Wire	22-23	Dowel Pin 6-12	1-17	Fuel Connector	27-27
Clip ϕ 12	8-20	Dowel Pin 6-12	13-6	Fuel Connector	27-28
Clip ϕ 6.9	12-24	Drag Link A'ssy E	25-32	Fuel Connector (Male)	24-41
Clip ϕ 7	1-42	Drain Screw	8-10	Fuel Connector Mark	27-8
Clip ϕ 7	7-34	Drive Belt	5-32	Fuel Connector Mark	27-26
Clip ϕ 9.4	12-15	Drive Gear	28-30	Fuel Feed Pump	6-2
Clutch	16-17	Drive Pulley	5-1	Fuel Feed Pump A'ssy	6-1
Clutch	17-19	Drive Shaft (L)	14-13	Fuel Filter A'ssy	8-35
Clutch Cable Clip Bracket	24-34	Drive Shaft (L)	15-9	Fuel Filter Band	4-4
Clutch Cam	14-32	Drive Shaft (S)	14-13	Fuel Filter Rubber Mount	4-39
Clutch Cam	15-28	Drive Shaft (UL)	14-13	Fuel Gauge Vent Cap A'ssy	27-13
Coil Bracket	9-10	Drive Shaft (UL)	15-9	Fuel Hose A'ssy	4-35
Collar	11-2	Drive Shaft Housing (L)	13-10	Fuel Injector Adapter	4-20
Collar 9.6-19-6	25-34	Drive Shaft Housing (S)	13-10	Fuel Injector A'ssy	4-21
Collar 10.2-12-12	20-22	Drive Shaft Housing Gasket	13-11	Fuel Injector Insert	4-18
Collar 13.5-25-13	5-18	Drive Shaft Spring	14-15	Fuel Pump A'ssy	8-22
Collar 18-20-4.5	14-45	Drive Shaft Spring	15-11	Fuel Regulator A'ssy	4-24
Collar 18-20-4.5	15-42	Drive Shaft Spring Guide	15-12	Fuel Tank A'ssy 25Liter (TOHATSU)	27-12
Collar 4.2-6-10.5	7-29	Driven Pulley	5-27	Fuse 15A	10-35
Collar 6.2-12-17	7-7	<E>		Fuse 25A	10-34
Collar 6.2-9-10.7	10-42	ECU A'ssy	10-1	Fuse 30A	10-33
Collar 6.2-9-9.3	1-4	ECU A'ssy	10-1	Fuse Decal	11-5
Collar 6.2-9-9.3	7-15	ECU A'ssy	10-1	Fuse Holder Bracket	10-24
Collar 6.7-12.7-3	4-43	Engine Basement	13-1	Fuse Wire A'ssy	10-31
Collar 9.6-13-20.5	30-30	Engine Basement Gasket	13-3	Fuse Wire A'ssy	10-32
Collar 9.6-13-6.5	25-33	Engine Basement Seal	13-4	<G>	
Compressor Crankshaft A'ssy	5-16	Engine Short Block Kit	34-1	Gas Shock Absorber	20-26
Compressor Head A'ssy	5-6	Engine Short Block Kit	34-1	Gasket 10.1-15-1	14-6
Control Head A'ssy (Top-Single)	32-1	E-Ring d=6	19-15	Gasket 10.2-16-0.5	24-43
Control Head A'ssy (Top-Twin)	32-14	E-Ring d=6	28-25	Gasket 2-8-1	31-29
Control Lever	28-43	Exhaust Cover (Inner)	1-25	Gasket 36-52-2	12-28
Cord A'ssy	10-20	Exhaust Cover A'ssy	1-24	Gasket 8.1-15-1	14-4
Cord A'ssy B L=6200	29-11	Exhaust Cover Gasket	1-26	Gasket Compressor Head	5-11
Cord A'ssy C L=1000	23-21	Exhaust Housing	13-24	Gasket Compressor Housing	5-22
Cord Cover FFP	6-15	Exhaust Housing Gasket	13-27	Gasket FFP	6-7
Cord FFP	6-14	Exhaust Pipe	13-7	Gasket Fuel Pump	8-31
Cord Holder	22-30	Exhaust Pipe Gasket	13-9	Gasket Throttle Body	7-35
Coupling Pump	21-7	Exhaust Plug	13-2	Gasket Valve Seat	5-13
Cover	23-22	Extension Cord (Pilot Lamp)	33-7	Gear Case A'ssy	14-1
Cover Hook	24-12	Extension Cord (Trim Sensor) L=2000	33-6	Gear Case A'ssy (W/Subwater Pipe)	14-1
Crankcase Head	1-47	Extension Cord (Trim Sensor) L=6000	33-6	Gear Case A'ssy (Subwater Pipe)	15-1
Crankshaft A'ssy (W/Gear)	2-1	Extension Cord (Trim Sensor) L=6000	35-4	Gear Oil (500ml)	33-10

Grease (250g)	33-9	Key Pump Impeller	15-14	Nut	7-25
Grease Fitting	20-12	<L>		Nut	8-29
Grip	22-16	Lead Wire Band	31-27	Nut	8-41
Grip	28-42	Link B	19-25	Nut	11-19
Grommet	3-7	Link Rod A'ssy (Throttle)	7-3	Nut	12-11
Grommet	24-20	Link Rod A'ssy (TPS)	7-4	Nut	12-43
Grommet	28-34	L-Nipple	4-6	Nut	13-18
Grommet 17-2.7	24-19	Lock Plate Upper	18-43	Nut	18-14
Grommet 17-2.7	24-24	Lower Unit A'ssy (L)	34-5	Nut	20-32
Grommet 17-3	24-28	Lower Unit A'ssy (L)	34-5	Nut	22-41
Grommet 18-2.5	24-23	Lower Unit A'ssy (S)	34-5	Nut	26-8
Grommet Battery Cord	24-17	Lower Unit A'ssy (UL)	34-5	Nut	28-7
Grommet Cable Terminal	6-12	Lower Unit A'ssy (UL)	34-5	Nut	28-32
Grommet Cable Terminal Upper	6-13	Lower Unit Gasket Set	34-4	Nut	30-14
Grommet Cord	24-18	<M>		Nut	30-23
Grommet Exhaust Housing	13-25	Main Bearing 6305	2-2	Nut	31-6
Grommet FFP	6-8	Main Bearing Upper	2-10	Nut	31-6
Grommet FFP Lower	6-9	Main Switch A'ssy	23-4	Nut	31-15
Grommet Pipe	6-19	Main Switch A'ssy	29-1	Nut	31-22
Grommet Power Trim & Tilt Switch	24-21	Main Switch A'ssy	32-3	Nut	31-34
Grommet PTT Switch A'ssy	23-14	Main Switch A'ssy	32-3	Nut	31-44
Grommet Remote Control Cable	24-16	Main Switch Cap (Waterproof)	23-7	Nut (Magneto) 10-P1.25	5-28
Grommet Splash Pan	13-29	Main Switch Decal	22-36	Nut (No.10-32VNF)	25-26
Grommet Throttle Hole	24-25	Main Switch Key (F-301)	23-5	Nut 10P1.5	22-22
Grommet Throttle Shaft	24-26	Main Switch Key (F-302)	23-5	Nut 18P1.5	9-6
Grommet Throttle Wire	24-25	Main Switch Key (F-303)	23-5	Nut Bevel Gear B	14-11
Ground (Earth Wire)	20-43	Main Switch Key (No.301)	29-2	Nut Bevel Gear B	15-7
Ground (Earth Wire) L=110	4-45	Main Switch Key (No.301)	32-4	Nut M10P1.25	24-42
Ground (Earth Wire) L=110	18-49	Main Switch Key (No.301)	32-4	Nut P1.25	30-8
Ground (Earth Wire) L=130	18-47	Main Switch Key (No.302)	29-2	Nut Pulley	5-2
Ground (Earth Wire) L=130	20-55	Main Switch Key (No.302)	32-4	Nylon Nut 12P1.75	18-33
Ground (Earth Wire) L=210	18-46	Main Switch Key (No.302)	32-4	Nylon Nut 3/8	25-37
Ground Cable	10-38	Main Switch Key (No.303)	29-2	Nylon Nut 3/8	30-33
Ground Cable L=270	24-29	Main Switch Key (No.303)	32-4	Nylon Nut 4P0.7	14-9
Guide Plate Gasket	14-27	Main Switch Key (No.303)	32-4	Nylon Nut 4P0.7	15-5
Guide Plate Gasket	15-22	Main Switch Panel	32-8	Nylon Nut 5P0.8	13-32
<H>		Main Switch Panel	32-8	Nylon Nut 6P1.0	25-23
Hanger	1-21	Manual Valve A'ssy (W/O-Ring×2)	21-20	Nylon Nut 6P1.0	26-10
High Pressure Fuel Filter	4-38	MD Platinum (4.0 Liter)	33-12	Nylon Nut 7/8	18-9
Holding Plate	4-30	Meter Bulb	30-18	Nylon Nut 8P1.25	17-5
Holding Plate	4-31	Meter Bulb 12V-1.7W	31-12	Nylon Nut 8P1.25	22-34
Holding Plate	4-42	Meter Bulb 12V-1.7W	31-19	Nylon Nut 8P1.25	30-27
Hook Lever	24-7	Meter Bulb 12V-1.7W	31-31	<O>	
Hook Lever Bushing	24-10	Meter Bulb 12V-1.8W	30-11	Oil Bulb 12V-1.7W	30-10
Hook Lever Bushing 14-16.5-171.7	25-17	Meter Bulb 12V-1.8W	31-3	Oil Caution Decal	26-15
Hose	1-34	Meter Bulb 12V-1.8W	31-3	Oil Filler Cap	12-27
Hose	1-35	Meter Bulb 12V-1.8W	31-41	Oil Filter A'ssy	12-38
Hose	1-36	Meter Bulb Cap	30-19	Oil Level Sensor	12-31
Hose	1-39	Meter Damper	30-12	Oil Pump A'ssy	12-1
Hose	1-40	Meter Damper	30-20	Oil Pump Bolt	12-5
Hose	1-41	Meter Damper	31-4	Oil Pump Drive Gear	2-3
Hose	4-12	Meter Damper	31-4	Oil Pump Driven Gear	12-7
Hose	4-47	Meter Damper	31-13	Oil Pump Rod φ4.5-190	12-9
Hose	4-48	Meter Damper	31-20	Oil Seal 16-28-7	1-50
Hose	5-34	Meter Damper	31-32	Oil Seal 17-33-6	14-23
Hose	7-32	Meter Damper	31-42	Oil Seal 22-36-10	16-9
Hose	8-17	Meter Lamp Switch	31-36	Oil Seal 22-37-8	15-20
Hose	8-19	Meter Lead Wire	35-15	Oil Seal 25-38-10	17-10
Hose	8-33	Meter Lead Wire	35-22	Oil Seal 25-40-8	1-49
Hose	8-45	Meter Lead Wire L=8000	30-16	Oil Seal 25-45-8	5-23
Hose	24-44	Meter Lead Wire L=8000	35-3	Oil Seal 36-46-6	2-11
Hose	24-46	Meter Lead Wire L=8000	35-10	Oil Tank	12-26
Hose	27-6	Motor A'ssy	21-1	Oil Tank Cap Check Valve	12-30
Hose	27-7	Motor Bracket A'ssy	21-3	O-Ring	8-9
Hose	27-24	Mount Bracket	18-28	O-Ring	8-11
Hose	27-25	Mount Bracket	20-20	O-Ring	11-16
Hose	31-25	Mount Holding Plate (Lower)	18-35	O-Ring	21-8
Hour Meter A'ssy	31-30	Mount Holding Plate (Upper)	18-44	O-Ring	21-15
<I>		Mount Motor Cover Lower	8-14	O-Ring	27-17
Ignition Coil (W/Resistance- Cap) #1	10-8	Mount Motor Cover Lower	10-4	O-Ring 1.6-19.2	12-2
Ignition Coil (W/Resistance-Cap) #2.3	10-11	Mount Motor Cover Lower	12-34	O-Ring 1.7-59	1-48
Intake Manifold Gasket	3-3	Mount Motor Cover Lower	24-2	O-Ring 1.9-13	5-19
<J>		<N>		O-Ring 1.9-6.8	15-33
Joint A'ssy (Inlet)	27-2	Neutral Lock Arm	28-37	O-Ring 2.0-10.0	10-45
Joint A'ssy (Inlet)	27-20	Neutral Lock Spring	28-38	O-Ring 2.0-10.0	10-45
Joint A'ssy (Outlet)	27-3	Neutral Switch	24-31	O-Ring 2.4-44.7	2-12
Joint A'ssy (Outlet)	27-21	Neutral Switch (Remote Control)	29-3	O-Ring 2.4-5.8	14-36
Joint Hose	15-41	Neutral Switch Actuator	24-32	O-Ring 2.4-9.5	4-3
Joint Metal	21-23	Neutral Switch Cord (Green)	32-10	O-Ring 2.5-20	4-25
<K>		Neutral Switch Cord (Green)	32-10	O-Ring 2.5-20	4-28
Key Drive Pulley	5-3	Nipple	5-7	O-Ring 2.8-20.2	4-22
Key Magneto	9-5	Nipple Pulse	31-28	O-Ring 2-55.5	21-5
Key Pump Impeller	14-17	Nipple Water	24-45	O-Ring 3.2-47	14-24

O-Ring 3.5-21.7	14-37	Propeller A'ssy 17.5"	17-23	Roller Retainer	28-21
O-Ring 3.5-25.7	18-24	Propeller A'ssy 9"	17-23	Rubber Mount	6-25
O-Ring 3.5-27.7	15-34	Propeller Hardware Kit	16-25	Rubber Mount	7-28
O-Ring 3.53-69.44	16-7	Propeller Nut	16-28	Rubber Mount (Lower)	18-27
O-Ring 3.5-735	4-23	Propeller Shaft	16-16	Rubber Mount (Upper)	18-39
O-Ring 3.5-74.6	17-8	Propeller Shaft	17-16	Rubber Mount 8.5-12-2	6-23
O-Ring 5-2.5	4-26	Propeller Shaft Housing	16-5	Rubber Mount 8.5-12-2	10-41
O-Ring 5-2.5	4-29	Propeller Shaft Housing	17-7	Rubber Mount 8.5-14-2.5	8-15
O-Ring 5-52	4-2	Propeller Shaft Housing A'ssy	16-4	Rubber Mount 8.5-14-2.5	10-5
O-Ring 6.8-1.9	4-9	Propeller Shaft Housing A'ssy	17-6	Rubber Mount 8.5-14-2.5	12-35
O-Ring 9.8-1.9	4-34	Protector	4-37	Rubber Mount 9-16-4.3	11-3
O-Ring 9.8-1.9	4-36	Protector ϕ 18-150	4-40	<S>	
O-Ring A	8-37	Ptt A'ssy	20-45	Safety Rope 6-1600	30-2
O-Ring A	12-40	PTT O-Ring Set	21-24	Screw	3-4
O-Ring B	8-40	PTT Solenoid Switch (A)	10-36	Screw	7-30
O-Ring B	12-42	PTT Solenoid Switch (B)	10-37	Screw	8-2
O-Ring Bracket Shaft	20-18	PTT Switch (B) A'ssy	24-39	Screw	8-3
Overheat Buzzer	23-18	PTT Switch A'ssy	23-11	Screw	8-6
Overheat Buzzer	29-8	PTT Switch A'ssy	29-5	Screw	8-24
Overheat Buzzer	32-5	Ptt Switch Cord (Pink)	32-13	Screw	8-28
Overheat Buzzer	32-5	Ptt Switch Cord (Pink)	32-13	Screw	9-3
<P>		Ptt Switch Cord (Red)	32-11	Screw	11-13
Pick-Up Coil	9-8	Ptt Switch Cord (Red)	32-11	Screw	13-31
Pick-Up Elbow A'ssy (25Liter)	27-15	Ptt Switch Cord (Skyblue)	32-12	Screw	14-8
Pilot Lamp A'ssy	23-10	Ptt Switch Cord (Skybule)	32-12	Screw	15-4
Pin	19-2	PTT Switch Cover	23-12	Screw	15-27
Pin Clutch	16-18	PTT Switch Cover	29-7	Screw	20-47
Pin Clutch	17-17	PTT Switch Cover (B)	23-15	Screw	20-49
Pinion A'ssy	11-10	PTT Switch Decal	24-38	Screw	20-54
Pipe	12-13	PTT Thrust Rod	20-9	Screw	21-6
Pipe	12-14	Pump	21-12	Screw	21-9
Pipe	12-16	Pump Case (Lower)	14-21	Screw	22-8
Pipe	12-17	Pump Case (Lower)	15-18	Screw	22-31
Pipe	12-18	Pump Case (Upper)	14-18	Screw	23-3
Pipe	12-19	Pump Case Gasket	14-28	Screw	23-13
Pipe	12-20	Pump Case Gasket	15-23	Screw	23-16
Pipe	12-21	Pump Case Liner	14-19	Screw	28-2
Pipe	12-22	Pump Case Liner (Chrome Plated)	15-16	Screw	28-4
Pipe	12-23	Pump Case Sub-A'ssy (Upper)	15-15	Screw	28-16
Piston & Connecting Rod A'ssy	5-14	Pump Cover	8-23	Screw	28-18
Piston (0.5 O/S)	2-5	Pump Diaphragm	8-25	Screw	28-40
Piston (STD)	2-5	Push Rod Clutch	16-22	Screw	29-4
Piston Pin	2-7	Push Rod Clutch	17-22	Screw	29-6
Piston Pin Clip	2-8	<Q>		Screw	32-9
Piston Ring (0.5 O/S)	2-6	Quick-Connector (Male)	27-16	Screw	32-9
Piston Ring (STD)	2-6	<R>		Screw 4-20 P0.5	24-35
Plate Filter	8-43	Rear Housing	28-35	Seal Rubber Splash Pan	13-30
Plate Filter	12-45	Rear Panel	28-36	Seal Compression	4-19
Plate Lock Arm	28-48	Rectifier Complete	10-18	Seal Ring 13.8-22-5	25-15
Plug	14-3	Reed Valve A'ssy	3-2	Seal Ring Drag Link	25-39
Plug	24-27	Reed Valve A'ssy	5-12	Seal Ring Hook Lever	24-9
Plug 10.5	4-8	Relief Valve A'ssy	21-11	Seal Rubber Filler Lid	26-12
Plug Cap (W/Resistance)	10-9	Remote Cont Head (Top-Single)	32-2	Seal Washer	21-21
Plug Cap (W/Resistance)	10-12	Remote Cont Head (Top-Twin)	32-15	Sealing Cap	3-8
Plug Choke Knob	24-6	Remote Control Head A'ssy (RC5F)	35-2	Setting Piece Tilt Stopper	19-7
Plug Stopper	4-10	Remote Control Head A'ssy (RC5F)	28-1	Setting Plate	19-4
Plug Water	14-5	Remote Control Head A'ssy (RC5F)	35-9	Shift Arm	25-1
Power Head Gasket Set	34-2	Reserve Tank	21-17	Shift Decal	25-40
Pre-Coated Bolt	16-10	Reverse Lock (L)	19-11	Shift Gear A'ssy	28-28
Pre-Coated Bolt 8-30	17-11	Reverse Lock *	19-12	Shift Lever	25-14
Pre-Rigging Kit	35-1	Reverse Lock Arm	19-13	Shift Lever (Remote Control)	25-19
Pre-Rigging Kit	35-8	Reverse Lock Lever	20-27	Shift Lever Rod	25-24
Pre-Rigging Kit	35-13	Reverse Lock Lever Grip	19-27	Shift Lever Shaft	25-11
Pre-Rigging Kit	35-20	Reverse Lock Lever Grip	20-28	Shift Lever Stopper	25-6
Pressure Decal	11-6	Reverse Lock Rod	19-16	Shift Lever Stopper	25-6
Primer Bulb	27-4	Reverse Lock Shaft	19-14	Shift Lever Stopper	25-7
Primer Bulb	27-22	Reverse Lock Spring (L)	19-19-1	Shift Position Decal	29-15
Primer Bulb A'ssy	27-1	Reverse Lock Spring (S)	19-19-2	Shift Position Side Decal	29-16
Primer Bulb A'ssy	27-19	Rigging Bolt Set	30-4	Shift Rod	25-31
Propeller A'ssy (11")	16-24	Rigging Cord Kit	35-14	Shift Rod Joint	14-38
Propeller A'ssy (12")	16-24	Rigging Cord Kit	35-21	Shift Rod Joint	15-35
Propeller A'ssy (13")	16-24	Ring Gear Cover	11-1	Shift Rod Lever	25-4
Propeller A'ssy (14")	16-24	Rivet 3-22	18-5	Shift Rod Lever	25-5
Propeller A'ssy (15")	16-24	Rivet 3-22	18-5	Shim 32.9-26-0.5	14-22
Propeller A'ssy (7")	16-24	Rod Snap 5-3	7-2	Shim 36.9-30-0.5	15-19
Propeller A'ssy (9")	16-24	Rod Snap B 3.5-4	7-18	Shim 36-44-0.1	16-15
Propeller A'ssy 10"	17-23	Roller	28-9	Shim 36-44-0.15	16-1
Propeller A'ssy 11"	17-23	Roller Bearing 17-21-27	2-9	Shim 36-44-0.3	16-15
Propeller A'ssy 12"	17-23	Roller Bearing 202720	17-13	Shim 41-51.5-0.1	14-12
Propeller A'ssy 13"	17-23	Roller Bearing 22-30-30	14-2	Shim 41-51.5-0.15	14-12
Propeller A'ssy 14"	17-23	Roller Bearing 22-30-30	16-8	Shim 41-51.5-0.3	14-12
Propeller A'ssy 15"	17-23	Roller Bearing Propeller Shaft	15-2	Shim 41-51.5-0.5	14-12
Propeller A'ssy 16.5"	17-23	Roller Bearing Propeller Shaft	17-9	Shim 44-50.5-0.1	15-8

Shim 44-50.5-0.15	15-8	Stopper Drive Shaft Housing	14-40	Trim Sensor L=1700	20-50
Shim 44-50.5-0.3	15-8	Stopper Propeller	16-27	Trim Tab	16-2
Shoulder Bolt	19-20	Stopper Reverse Lock Lever Grip	19-28	Trim Tab	17-2
Snap Pin	20-10	Stopper Reverse Lock Lever Grip	20-29	Trim Tab Gasket	17-3
Snap Pin Clutch	16-19	Stud Bolt	13-17	Twin Remote Control Kit	30-24
Snap Pin Clutch	17-18	Stud Bolt	17-4	<U>	
Snap Pin d=8	7-10	Stud Bolt	22-33	Upper Case A'ssy FFP	6-4
Snap Pin d=8	25-29	Stud Bolt	22-38	<V>	
Snap Pin d=8	25-29	Stud Bolt	30-26	Valve A'ssy	21-10
Snap Retainer d=8	25-12	Sub-Water Inlet Strainer	14-30	Valve A'ssy (Pressure Check)	4-7
Solenoid Switch Bracket A'ssy	10-23	Sub-Water Inlet Strainer	15-26	Vapor Separator A'ssy	8-1
Spacer	28-5	Switch Box	23-1	Voltmeter A'ssy	31-11
Spacer 6.2-9-15.7	6-24	Switch Box Cover	23-2	<W>	
Spacer 6.2-9-15.7	8-16	Swivel Bracket	18-19	Warning Lamp Decal	23-23
Spacer 6.2-9-15.7	12-36	Swivel Bracket A'ssy (PTT)	20-11	Washer	1-6
Spacer 6.2-9-15.7	24-3	Swivel Bracket Shaft A'ssy	18-8	Washer	1-23
Spacer 6.2-9-16.6	10-6	Swivel Bracket Shaft A'ssy	20-7	Washer	1-28
Spacer Throttle Shaft A	22-5	<T>		Washer	1-29
Spark Plug (IZFR6J)	1-33	Tachometer (W/Oil Lamp)	30-9	Washer	4-15
Spark Plug Decal	11-7	Tachometer (W/Oil Lamp)	35-6	Washer	6-17
Spark Tester (PET-4000)	33-8	Tachometer (W/Oil Lamp)	35-18	Washer	7-14
Speedometer A'ssy (50Mph)	31-2	Tachometer A'ssy	31-40	Washer	7-26
Speedometer A'ssy (75Mph)	31-2	Tachometer Lead Wire L=2000	31-46	Washer	8-42
Speedometer Band	31-9	Tank Filler Cap Gasket	27-14	Washer	11-11
Speedometer Band	31-9	Tapered Roller Bearing 32007	16-1	Washer	11-17
Speedometer Kit (50Mph)	31-1	Tapered Roller Bearing 32007JR	17-1	Washer	11-22
Speedometer Kit (75Mph)	31-1	Tapered Roller Bearing 6304	14-14	Washer	12-4
Speedometer Sensor	31-10	Tapping Screw 6-16	10-25	Washer	12-44
Speedometer Sensor	31-10	Terminal Cap	11-31	Washer	13-13
Speedometer Tube L=6000	31-8	Terminal Cap Starter	10-30	Washer	13-19
Speedometer Tube L=6000	31-8	Terminal Cap Starter	10-43	Washer	15-25
Split Pin	25-35	Test Propeller A'ssy	33-3	Washer	15-37
Split Pin 2-12	19-17	Thermostat	1-11	Washer	15-39
Split Pin 2-12	25-27	Thermostat Cap A'ssy	1-12	Washer	16-11
Split Pin 3-25	16-30	Thermostat Cap Gasket	1-13	Washer	18-15
Spring	22-13	Throttle Arm	28-23	Washer	18-26
Spring B	19-26	Throttle Body A'ssy	7-19	Washer	18-34
Spring Clutch	16-20	Throttle Body A'ssy	7-19	Washer	18-42
Spring Clutch	17-21	Throttle Body A'ssy	7-19	Washer	19-24
Spring Pin 3.5-10	15-31	Throttle Cam	7-20	Washer	20-31
Spring Pin 3.5-14	15-30	Throttle Decal	22-15	Washer	20-31
Spring Pin 3.5-16	20-23	Throttle Friction Arm	28-24	Washer	22-21
Spring Pin 3-10	22-6	Throttle Limiter Arm	7-11	Washer	22-27
Spring Pin 3-12	14-34	Throttle Limiter Rod 3.5-56	7-17	Washer	22-35
Spring Pin 3-12	14-39	Throttle Shaft	22-3	Washer	23-17
Spring Retainer Clutch	16-21	Throttle Shaft Damper A	22-4	Washer	25-10
Spring Retainer Clutch	17-20	Throttle Shaft Support	22-9	Washer	25-30
Spring Spring	26-5	Throttle Wire	22-24	Washer	28-8
Spring Washer	9-4	Throttle Wire Bracket	22-25	Washer	28-12
Spring Washer	11-18	Thrust Holder A Propeller	17-24	Washer	28-26
Spring Washer	11-21	Thrust Holder Propeller	16-26	Washer	30-7
Spring Washer	12-6	Thrust Plate	28-10	Washer	30-28
Spring Washer	24-15	Thrust Plate (Lower)	18-23	Washer 10.5-20-3.2	5-29
Spring Washer	24-36	Thrust Plate (Upper)	18-22	Washer 12.5-24-1	24-33
Spring Washer	25-22	Thrust Plate (Upper)	20-17	Washer 13-34-3	18-31
Spring Washer	26-7	Thrust Plate Crankshaft	2-13	Washer 13-34-3	30-6
Spring Washer	30-15	Thrust Rod	18-17	Washer 14-22-1	24-8
Spring Washer	30-22	Thrust Rod Spring	18-18	Washer 14-22-1	25-16
Spring Washer	31-7	Tiller Handle	22-2	Washer 17-32-3	16-29
Spring Washer	31-7	Tiller Handle A'ssy	22-1	Washer 18.2-34-1	20-41
Spring Washer	31-16	Tiller Handle Holder A'ssy	22-37	Washer 18.2-34-1	20-41
Spring Washer	31-23	Tilt Assistant Shaft	19-10	Washer 19-34-3	9-7
Spring Washer	31-35	Tilt Assistant Spring (L)	19-9	Washer 22.1-28-2.5	17-15
Spring Washer	31-45	Tilt Assistant Spring *	19-8	Washer 22.1-28-2.75	17-15
Starter Cable L=270	10-29	Tilt Handle	26-9	Washer 22.1-28-3	16-14
Starter Motor A'ssy	11-9	Tilt Stopper A'ssy	19-1	Washer 22.1-28-3.0	17-15
Starter Motor Band	11-26	Tilt Stopper A'ssy	20-21	Washer 30-45-1	22-18
Starter Solenoid	10-27	Tilt Stopper A'ssy	20-21	Washer 4.2-12.5-0.8	7-31
Stay Buzzer	23-19	Tilt Stopper Grip	20-25	Washer 6.5-21-1	7-6
Steering Bracket	22-32	Tilt Stopper Lever	19-18	Washer 6.5-21-1	7-23
Steering Hook	30-25	Tilt Stopper Spring	20-24	Washer 6.5-21-1	8-13
Steering Shaft A'ssy	18-20	Tilt Switch Cover	28-41	Washer 6.5-21-1	10-3
Steering Shaft A'ssy	20-14	Tilt Switch Plug	28-44	Washer 6.5-21-1	12-33
Stop Switch A'ssy	23-8	T-Nipple Ass'y (W/Valve)	1-46	Washer 6.5-21-1	24-5
Stop Switch A'ssy (W/Rope)	29-9	Tool Kit	30-1	Washer 6.5-23-1.5	20-37
Stop Switch A'ssy (W/Rope)	32-6	Top Cowl A'ssy (Service)	26-1	Washer 6.5-23-1.5	20-37
Stop Switch A'ssy (W/Rope)	32-6	Top Cowl Seal	26-2	Washer 6-16-1.5	6-22
Stop Switch Lanyard A'ssy (W/Curl)	23-9	Touch-Up Paint (Aquamarine Blue)	33-11	Washer 6-16-1.5	10-40
Stop Switch Lanyard A'ssy (W/Curl)	29-10	TPS A'ssy	7-27	Washer 6-16-1.5	19-21
Stop Switch Lanyard A'ssy (W/Curl)	32-7	TPS Decal	7-37	Washer 6-16-1.5	20-52
Stop Switch Lanyard A'ssy (W/Curl)	32-7	Trim Meter A'ssy	30-17	Washer 6-16-1.5	24-14
Stopper A Propeller	17-25	Trim Meter A'ssy	35-7	Washer 6-16-1.5	25-20
Stopper Drive Shaft Housing	13-22	Trim Meter A'ssy	35-19	Washer 6-16-1.5	26-11

Washer 8.5-18-1.6	7-9
Washer 8.5-18-1.6	19-23
Washer 8.5-18-1.6	25-13
Washer 8.5-18-1.6	25-28
Washer 8.5-18-1.6	25-28
Washer 8.5-19.5-3.2.....	1-19
Washer 9.6-18-2	25-38
Washer 9.6-18-2	30-31
Washer Lock Arm.....	28-39
Washer Metal 10.2-17-2.....	5-9
Washer Metal 10.2-17-2.....	6-6
Washer Remote Control Box	28-6
Water Pipe (L)	14-43
Water Pipe (S)	14-43
Water Pipe (UL).....	14-43
Water Pipe Auxiliary Mount	13-20
Water Pipe Auxiliary Mount	13-20
Water Pipe Seal (Lower).....	14-20
Water Pipe Seal (Lower).....	15-17
Water Pipe Seal (Upper).....	14-44
Water Pressure Meter A'ssy	31-18
Water Pressure Meter Kit.....	31-17
Water Pressure Meter Nipple.....	31-24
Water Pump Guide Plate	14-26
Water Pump Guide Plate(Chrome Plated) ..	15-21
Water Pump Impeller	14-16
Water Pump Impeller	15-13
Water Pump Repair Kit.....	34-3
Water Strainer Set	14-7
Water Strainer Set	15-3
Water Temperature Sensor (W/O-Ring) ..	10-44
Water Temperature Sensor (W/O-Ring) ..	10-44
Wave Washer.....	28-45
Wave Washer 30-45-1.2.....	22-19
Wave Washer d=12 DWG	25-3
Wave Washer d=14.....	24-11
Wave Washer d=14.....	25-18
Wire Cover	28-31

INDEX (Parts Number)

121-33159-0.....	31-29	345-64082-0.....	14-12	353-64082-0.....	15-8	3A3-76037-0.....	10-22
309-00132-0.....	5-28	345-64083-0.....	14-12	353-64083-0.....	15-8	3A3-76037-0.....	23-25
309-01136-0.....	31-28	345-64084-0.....	14-12	353-64121-0.....	16-28	3A3-76145-0.....	10-30
309-06972-0.....	1-43	345-64124-0.....	16-29	353-64218-1.....	17-17	3A3-76145-0.....	10-43
309-06972-0.....	4-32	345-65015-0.....	14-24	353-64219-2.....	17-18	3A3-81301-0.....	30-24
309-06972-0.....	5-26	345-65205-0.....	14-45	353-64223-1.....	17-22	3A3-83314-2.....	28-29
309-06972-0.....	6-18	345-65205-0.....	15-42	353-64231-0.....	17-24	3A3-84307-0.....	28-19
309-06972-0.....	9-12	345-65206-0.....	14-44	353-64233-0.....	17-25	3A3-84364-2.....	28-30
309-06972-0.....	10-7	345-66021-0.....	15-33	353-64327-0.....	15-11	3A3-84365-1.....	28-23
309-06972-0.....	10-15	345-66226-0.....	24-28	353-66024-0.....	13-22	3A3-84368-0.....	28-45
309-06972-0.....	22-28	345-67117-0.....	24-19	353-66024-0.....	14-40	3A3-84374-0.....	28-5
309-06972-0.....	25-8	345-67117-0.....	24-24	353-72406-0.....	33-2	3A3-84375-0.....	28-4
332-60005-2.....	14-3	345-76092-0.....	3-7	353-72521-1.....	31-36	3A3-84376-0.....	28-34
332-60006-0.....	14-4	345-76092-0.....	24-20	353-72546-0.....	29-12	3A3-84381-0.....	28-28
332-62101-0.....	18-6	346-00115-0.....	2-13	353-72546-0.....	31-39	3A3-84383-0.....	28-8
332-62101-0.....	18-6	346-01216-0.....	1-48	353-72547-0.....	31-37	3A3-84391-0.....	28-46
332-62101-0.....	20-3	346-04901-1.....	8-31	353-72548-0.....	31-38	3A3-84398-0.....	29-17
332-62101-0.....	20-3	346-05228-1.....	7-24	353-72548-0.....	35-5	3A3-84401-0.....	28-37
332-65022-0.....	14-17	346-62124-1.....	18-9	353-72548-0.....	35-12	3A3-84403-0.....	28-38
332-66021-0.....	14-36	346-62127-0.....	18-12	353-72548-0.....	35-17	3A3-84404-0.....	28-45
332-70201-0.....	27-11	346-62421-1.....	18-52	353-72548-0.....	35-24	3A3-84406-0.....	28-48
332-70201-0.....	27-29	346-62424-1.....	18-23	353-72591-0.....	23-12	3A3-84407-0.....	28-39
332-70261-0.....	24-42	346-62437-0.....	19-3	353-76020-3.....	29-1	3A3-84421-0.....	28-9
332-72306-0.....	33-10	346-62438-0.....	19-7	353-76020-3.....	32-3	3A3-84422-0.....	28-10
332-72309-0.....	33-9	346-62439-1.....	19-4	353-76020-3.....	32-3	3A3-84423-0.....	28-17
332Q62102-1.....	18-4	346-64221-0.....	17-21	353-76037-0.....	10-21	3A3-84424-0.....	28-20
332Q62102-1.....	18-4	346-65204-0.....	13-20	353-76037-0.....	10-21	3A3-84425-0.....	28-22
334-00024-1.....	2-8	346-65204-0.....	13-20	353-76037-0.....	10-22	3A3-84426-0.....	28-21
334-00131-0.....	9-5	346-66037-0.....	13-21	353-76037-0.....	23-26	3A3-84427-0.....	28-27
334-04004-0.....	8-23	346-66333-0.....	19-27	353-76079-0.....	1-4	3A3-84428-0.....	28-24
334-04005-0.....	8-25	346-66334-0.....	19-28	353-76079-0.....	7-15	3A3-84429-0.....	28-31
334-04007-0.....	8-26	346-66334-0.....	20-29	353-76203-1.....	23-5	3A3-84431-0.....	28-11
334-60223-0.....	16-9	346-67113-0.....	8-14	353-76203-2.....	23-5	3A3-84432-0.....	28-3
334-65012-0.....	1-9	346-67113-0.....	10-4	353-76203-3.....	23-5	3A3-84435-0.....	28-47
334-65012-0.....	5-25	346-67113-0.....	12-34	353-84371-0.....	28-6	3A3-84442-0.....	28-13
334-65012-0.....	5-31	346-67113-0.....	24-2	353-84388-0.....	28-14	3A3-84451-0.....	28-41
334-65012-0.....	9-13	346-67114-1.....	6-24	353-84394-0.....	28-26	3A3-84452-0.....	28-44
334-65012-0.....	14-25	346-67114-1.....	8-16	353-84916-0.....	25-38	3A3Q60100-0.....	17-6
336-03293-0.....	8-11	346-67114-1.....	12-36	353-84916-0.....	30-31	3A3Q60101-0.....	17-7
336-06973-0.....	20-46	346-67114-1.....	24-3	353-84918-0.....	25-37	3AA-83719-0.....	7-9
336-06973-0.....	20-53	346-67115-0.....	7-6	353-84918-0.....	30-33	3AA-83719-0.....	19-23
336-70112-0.....	24-43	346-67115-0.....	7-23	353B64101-0.....	17-23	3AA-83719-0.....	25-13
336-76091-0.....	31-27	346-67115-0.....	8-13	353B64102-0.....	17-23	3AA-83719-0.....	25-28
338-01133-0.....	1-42	346-67115-0.....	10-3	353B64103-0.....	17-23	3AA-83719-0.....	25-28
338-01133-0.....	7-34	346-67115-0.....	12-33	353B64104-0.....	17-23	3AB-35143-0.....	12-15
338-02215-0.....	1-37	346-67115-0.....	24-5	353B64105-0.....	17-23	3AC-62191-0.....	18-8
338-02215-0.....	4-49	348-64232-0.....	16-27	353B64106-0.....	17-23	3AC-72326-0.....	33-11
338-02215-0.....	8-18	348B64108-0.....	16-24	353B64107-0.....	17-23	3AD-62191-0.....	20-7
338-02215-0.....	8-34	349-62126-0.....	18-10	353B64108-0.....	17-23	3AL-05212-0.....	19-22
338-02215-0.....	8-46	350-63046-0.....	22-7	353B64109-0.....	17-23	3AL-05254-0.....	19-20
338-02215-0.....	24-47	350-67101-0.....	25-2	356-04000-1.....	8-22	3AL-66333-0.....	20-28
338-02215-0.....	31-26	350-67105-0.....	25-17	356-04030-0.....	8-30	3B2-63108-0.....	22-18
338-60218-2.....	1-31	353-00108-0.....	2-12	356-04044-0.....	8-27	3B2-63109-0.....	22-19
338-67147-0.....	24-9	353-00132-0.....	9-6	369-62433-1.....	20-25	3B2-67187-0.....	24-26
338-67163-0.....	24-23	353-00133-0.....	9-7	369-67105-0.....	24-10	3B2-70260-1.....	24-41
344-03244-0.....	8-8	353-06821-0.....	23-9	369-84398-0.....	10-10	3B2-83865-0.....	25-26
344-67177-0.....	20-12	353-06821-0.....	29-10	369-84398-0.....	10-13	3B7-01046-0.....	24-27
345-00042-0.....	2-9	353-06821-0.....	32-7	385-76020-1.....	23-4	3B7-01116-0.....	5-29
345-01015-0.....	1-19	353-06821-0.....	32-7	393-01160-0.....	1-38	3B7-02234-0.....	8-38
345-01030-0.....	1-11	353-60103-0.....	17-8	398-06972-0.....	7-16	3B7-02235-0.....	8-37
345-01111-0.....	1-2	353-60111-0.....	17-10	398-62396-1.....	18-47	3B7-02235-0.....	12-40
345-01111-0.....	1-17	353-60211-0.....	15-2	398-62396-1.....	20-55	3B7-02236-0.....	8-40
345-01111-0.....	13-6	353-60211-0.....	17-9	398-63012-0.....	22-16	3B7-02236-0.....	12-42
345-03292-0.....	8-10	353-61307-0.....	18-40	398-63053-0.....	22-5	3B7-02237-0.....	8-36
345-05122-1.....	20-37	353-61334-0.....	18-31	398-76080-0.....	24-31	3B7-02237-0.....	12-39
345-05122-1.....	20-37	353-61334-0.....	30-6	398-76083-0.....	24-32	3B7-05243-0.....	12-10
345-06915-0.....	20-48	353-61335-0.....	18-42	3A0-62423-2.....	18-22	3B7-06305-0.....	11-3
345-60103-0.....	16-7	353-62415-0.....	20-18	3A3-06830-0.....	29-9	3B7-06920-0.....	8-15
345-60211-0.....	14-2	353-62417-0.....	20-15	3A3-06830-0.....	32-6	3B7-06920-0.....	10-5
345-60211-0.....	16-8	353-62423-1.....	20-17	3A3-06830-0.....	32-6	3B7-06920-0.....	12-35
345-60215-0.....	16-1	353-63207-0.....	20-22	3A3-62396-1.....	4-45	3B7-09002-0.....	12-2
345-62122-2.....	18-18	353-64027-0.....	15-7	3A3-62396-1.....	18-49	3B7-09004-0.....	12-3
345-62415-0.....	18-24	353-64032-0.....	17-15	3A3-64211-0.....	17-16	3B7-09006-0.....	12-4
345-62417-0.....	18-21	353-64034-0.....	17-15	3A3-64222-0.....	17-20	3B7-09052-0.....	12-24
345-62441-0.....	18-51	353-64035-0.....	17-15	3A3-64328-0.....	15-12	3B7-09075-1.....	12-12
345-63048-0.....	22-4	353-64036-0.....	16-15	3A3-72560-0.....	29-5	3B7-60001-4.....	15-38
345-64011-0.....	17-13	353-64037-0.....	16-1	3A3-72591-0.....	29-7	3B7-60007-0.....	33-1
345-64032-0.....	16-14	353-64038-0.....	16-15	3A3-76037-0.....	10-21	3B7-60015-1.....	14-5
345-64081-0.....	14-12	353-64081-0.....	15-8	3A3-76037-0.....	10-22	3B7-60016-1.....	14-6

3B7-60205-0	15-3	3C7-70220-1	27-2	3C8-64222-0	16-21	3C8-84914-1	25-33
3B7-60217-1	17-2	3C7-70220-1	27-20	3C8-64223-1	16-22	3C8-84916-0	25-34
3B7-60218-1	18-37	3C7-70224-1	27-3	3C8-64231-0	16-26	3C8-84917-0	25-36
3B7-60219-0	17-3	3C7-70224-1	27-21	3C8-64301-0	14-13	3C8-84962-0	30-30
3B7-63731-0	24-33	3C7-71030-0	12-38	3C8-64302-0	14-13	3C8-84963-0	30-32
3B7-65014-0	15-17	3C7-71033-0	12-41	3C8-64303-0	14-13	3C8-84964-0	30-34
3B7-65016-0	15-15	3C7-72180-3	26-14	3C8-64327-0	14-15	3C8Q60000-0	14-1
3B7-65018-0	15-23	3C7-84471-1	32-10	3C8-65014-0	14-20	3C8Q60009-0	14-1
3B7-65021-2	15-13	3C7-84471-1	32-10	3C8-65017-1	14-21	3C8Q60100-0	16-4
3B7-65022-0	15-14	3C7-84475-0	32-11	3C8-65021-2	14-16	3C8Q60101-0	16-5
3B7-65029-0	15-22	3C7-84475-0	32-11	3C8-65025-0	14-26	3C8Q61110-0	13-14
3B7-65238-0	15-16	3C7-84476-0	32-12	3C8-65029-2	14-27	3C8Q61191-1	13-10
3B7-66023-0	15-34	3C7-84476-0	32-12	3C8-65100-0	14-43	3C8Q61192-0	13-10
3B7-66031-1	15-32	3C7-84477-0	32-13	3C8-65110-0	14-43	3C8Q61210-0	13-28
3B7-67211-0	26-4	3C7-84477-0	32-13	3C8-65120-0	14-43	3C8Q61342-0	18-35
3B7-70200-4	27-1	3C8-00021-1	2-7	3C8-66011-0	14-32	3C8Q61411-2	18-28
3B7-70280-1	27-8	3C8-01215-0	1-50	3C8-66012-0	14-33	3C8Q62001-2	22-32
3B7-70280-1	27-26	3C8-01291-0	1-47	3C8-66013-0	14-33	3C8Q62010-2	18-20
3B7-72201-0	30-2	3C8-01303-4	13-3	3C8-66014-0	14-33	3C8Q62100-1	18-2
3B7-72530-2	31-40	3C8-01513-1	1-21	3C8-66031-1	14-35	3C8Q62100-1	18-2
3B7-72641-0	31-24	3C8-02302-0	1-25	3C8-66032-0	14-37	3C8Q62112-0	18-1
3B7-72643-0	31-10	3C8-02305-2	1-26	3C8-66112-0	25-6	3C8Q62113-0	18-7
3B7-72643-0	31-10	3C8-02312-2	13-9	3C8-66112-0	25-6	3C8Q62310-3	18-19
3B7-72650-0	31-8	3C8-02319-0	13-8	3C8-66116-0	25-7	3C8Q62431-0	19-1
3B7-72650-0	31-8	3C8-05213-0	7-11	3C8-66122-1	25-1	3C8Q63011-2	22-2
3B7-72651-0	31-9	3C8-05221-0	7-17	3C8-66135-0	25-11	3C8Q63027-0	22-37
3B7-72651-0	31-9	3C8-05223-0	7-18	3C8-66211-0	25-31	3C8Q67100-0	24-1
3B7-72655-0	30-20	3C8-09050-1	12-5	3C8-66225-0	25-4	3C8Q67141-0	24-7
3B7-72655-0	31-13	3C8-09053-1	12-9	3C8-66241-0	14-38	3C8Q84960-0	30-29
3B7-72655-0	31-20	3C8-09060-0	2-3	3C8-66308-0	6-22	3C8Q87314-1	34-6
3B7-72655-0	31-32	3C8-09065-0	12-7	3C8-66308-0	10-40	3E0-70270-0	27-16
3B7-72656-0	30-12	3C8-09069-0	12-8	3C8-66308-0	20-52	3E0-72522-0	31-1
3B7-72656-0	31-4	3C8-60108-1	16-10	3C8-66308-0	24-14	3E0-72524-0	31-30
3B7-72656-0	31-4	3C8-60204-0	14-30	3C8-66308-0	25-20	3E0-72529-0	31-11
3B7-72656-0	31-42	3C8-60205-1	14-7	3C8-66308-0	26-11	3E0-72598-0	31-18
3B7-72657-0	31-12	3C8-60213-0	14-14	3C8-66313-4	19-13	3E0-72644-0	31-1
3B7-72657-0	31-19	3C8-60217-1	16-2	3C8-66318-1	19-25	3E0-72648-0	31-2
3B7-72657-0	31-31	3C8-60223-0	14-23	3C8-66319-1	19-14	3E0-72649-0	31-2
3B7-72658-0	30-10	3C8-61012-2	13-11	3C8-66321-0	19-16	3E3-02311-0	13-7
3B7-72659-0	30-11	3C8-61180-0	13-24	3C8-66331-2	19-19-2	3E3-61301-1	18-39
3B7-72659-0	31-3	3C8-61181-2	13-27	3C8-66332-2	19-19-1	3E3-61333-0	18-41
3B7-72659-0	31-3	3C8-61182-0	13-25	3C8-66336-0	19-26	3E3-61335-0	18-43
3B7-72659-0	31-41	3C8-61184-0	13-26	3C8-66351-2	19-12	3E3-62103-0	18-3
3B7-72661-0	30-13	3C8-61212-0	13-29	3C8-66352-2	19-11	3E3-62103-0	18-3
3B7-72661-0	31-5	3C8-61213-0	13-30	3C8-67116-0	13-4	3E3-62141-0	19-8
3B7-72661-0	31-5	3C8-61302-0	18-27	3C8-67142-1	24-12	3E3-62142-0	19-9
3B7-72661-0	31-43	3C8-61321-1	18-30	3C8-67146-0	24-8	3E3-62436-1	19-18
3B7-72662-0	31-14	3C8-61336-0	18-29	3C8-67146-0	25-16	3E3-67213-0	26-12
3B7-72663-0	31-21	3C8-61341-0	18-44	3C8-67212-1	26-5	3E3-72527-0	31-17
3B7-72664-0	31-33	3C8-62104-2	18-5	3C8-67501-0	26-2	3E3Q67210-1	26-3
3B7-76035-0	23-22	3C8-62104-2	18-5	3C8-71015-0	12-27	3E3Q67521-1	26-9
3B7-76120-2	11-29	3C8-62117-1	18-13	3C8-71016-0	12-28	3F3-03232-0	8-5
3B7-76145-0	11-31	3C8-62120-1	18-16	3C8-71017-0	12-29	3F3-06920-0	6-23
3B7-77167-0	21-8	3C8-62121-1	18-17	3C8-71018-0	12-30	3F3-06920-0	10-41
3B7-77430-0	21-12	3C8-62132-0	18-11	3C8-72120-0	30-4	3F3-60204-0	15-26
3B7-77431-1	21-14	3C8-62143-0	19-10	3C8-72580-0	10-36	3F3-60215-0	17-1
3B7-77432-1	21-13	3C8-62396-1	18-46	3C8-72581-0	10-37	3F3-60223-0	15-20
3B7-77433-0	21-15	3 C 8-62396-1	20-43	3C8-72619-0	24-21	3F3-64010-3	17-12
3B7-77434-1	21-16	3C8-62421-1	19-6	3C8-75014-0	11-12	3F3-64020-0	15-6
3B7-83715-1	7-8	3C8-62475-0	19-2	3C8-75015-0	11-11	3F3-64030-0	17-14
3B7-83715-1	25-25	3C8-63041-1	22-3	3C8-75016-0	11-14	3F3-64084-0	15-19
3B7-83715-1	25-25	3C8-63063-0	22-9	3C8-75017-0	11-15	3F3-64215-0	17-19
3B7Q84312-0	28-15	3C8-63101-0	22-17	3C8-75018-0	11-16	3F3-65017-1	15-18
3B7Q84343-0	28-43	3C8-63102-1	22-20	3C8-75019-0	11-20	3F3-65239-1	15-21
3B7Q84366-0	28-36	3C8-63508-0	22-25	3C8-76007-0	11-25	3F3-72540-0	33-8
3B7Q84441-0	28-35	3C8-63600-1	22-24	3C8-76009-0	11-26	3F3-76217-0	29-2
3BA-01138-0	24-45	3C8-63607-0	22-23	3C8-76010-1	11-9	3F3-76217-0	32-4
3C7-00215-0	8-20	3C8-63621-0	24-25	3C8-76015-0	11-10	3F3-76217-0	32-4
3C7-60108-1	17-11	3C8-63624-0	24-25	3C8-76116-1	24-18	3F3-76218-0	29-2
3C7-60218-2	20-5	3C8-63711-1	7-1	3C8-76171-0	23-18	3F3-76218-0	32-4
3C7-61338-0	18-32	3C8-63732-0	7-7	3C8-76171-0	29-8	3F3-76218-0	32-4
3C7-62133-2	30-5	3C8-63733-0	7-2	3C8-76171-0	32-5	3F3-76219-0	29-2
3C7-62139-1	30-8	3C8-64010-1	16-12	3C8-76171-0	32-5	3F3-76219-0	32-4
3C7-70021-0	27-14	3C8-64020-2	14-10	3C8-77076-1	20-39	3F3-76219-0	32-4
3C7-70050-0	27-13	3C8-64027-0	14-11	3C8-77076-1	20-39	3F3-84908-0	25-39
3C7-70113-0	27-18	3C8-64030-0	16-13	3C8-77213-0	20-8	3G9-66136-0	10-45
3C7-70155-0	27-15	3C8-64084-0	14-22	3C8-77214-0	20-2	3G9-66136-0	10-45
3C7-70177-0	27-12	3C8-64110-0	13-3	3C8-77214-0	20-2	3GF-00001-0	2-5
3C7-70199-0	27-17	3C8-64211-0	16-16	3C8-83732-0	24-16	3GF-00004-0	2-5
3C7-70211-1	27-4	3C8-64215-2	16-17	3C8-83820-0	24-34	3GF-01139-0	3-8
3C7-70211-1	27-22	3C8-64217-0	16-18	3C8-83821-0	24-35	3GF-06304-0	11-2
3C7-70217-0	27-5	3C8-64219-1	16-19	3C8-84830-0	30-25	3GF-06401-0	10-1
3C7-70217-0	27-23	3C8-64221-0	16-20	3C8-84910-2	25-32	3GF-10090-0	4-27

3GF-10100-0	7-19	3T1-60001-0	15-36	3T5-10094-0	4-29	3T5-84398-0	4-50
3GF-10130-0	5-33	3T1-72043-0	26-15	3T5-10095-0	4-25	3T5-84398-0	5-35
3GF-10230-0	34-7	3T1-72571-0	30-17	3T5-10095-0	4-28	3T5-84398-0	7-33
3GF-10310-0	4-1	3T1-72571-0	35-7	3T5-10098-0	4-7	3T5-84398-0	8-21
3GF-70200-2	27-19	3T1-72571-0	35-19	3T5-10099-0	4-46	3T5-84398-0	12-25
3GF-70240-0	27-25	3T1-72573-0	33-6	3T5-10104-0	7-35	3T5-87121-6	34-2
3GF-70241-0	27-24	3T1-72573-0	35-4	3T5-10107-0	7-28	3T5-87321-2	34-4
3GF-70250-0	27-10	3T1-72573-0	35-11	3T5-10109-1	7-4	3T5-87322-3	34-3
3GF-70250-0	27-28	3T1-72573-0	35-16	3T5-10110-0	7-27	3T5-87326-0	16-25
3GF-70281-0	27-9	3T1-72573-0	35-23	3T5-10128-0	7-29	3T5801021-0	1-7
3GF-70281-0	27-27	3T1-72653-0	30-19	3T5-10129-0	7-31	3T5801031-1	1-12
3GF-72026-0	11-7	3T1-72659-0	30-18	3T5-10131-0	5-3	3T5801100-0	1-1
3GF-76110-0	10-20	3T1-72665-0	30-21	3T5-10145-0	4-39	3T5802240-0	3-1
3GF-76119-0	23-21	3T4-06972-1	1-30	3T5-10148-0	4-24	3T5805101-0	11-24
3GF-87330-0	5-14	3T4-06972-1	10-16	3T5-10150-1	8-1	3T5810051-0	5-21
3GF-87331-0	5-16	3T4-06972-1	10-26	3T5-10153-0	4-43	3T5810143-0	4-38
3GF-87802-0	26-13	3T4-06972-1	12-37	3T5-10162-0	4-34	3T5864518-0	16-24
3GFB01091-0	1-15	3T5-00011-0	2-6	3T5-10162-0	4-36	3T5864523-0	16-24
3GFB02244-0	3-6	3T5-00014-0	2-6	3T5-10164-1	4-9	3T5864525-0	16-24
3GFB10000-0	5-5	3T5-00050-1	2-1	3T5-10165-0	4-10	3T5864527-0	16-24
3GFB10009-0	5-6	3T5-00113-0	2-10	3T5-10166-0	4-6	3T5864529-0	16-24
3GFB10048-0	5-20	3T5-00121-0	2-11	3T5-10167-0	4-8	3T5864532-0	16-24
3GFB87090-1	34-1	3T5-00122-0	1-49	3T5-10169-0	4-42	3T5Q01301-0	13-1
3GFQ67645-0	26-1	3T5-01005-0	1-16	3T5-10300-0	4-21	3T5Q63003-1	22-1
3GFQ84500-0	28-1	3T5-01024-0	1-8	3T5-10302-0	4-30	3T5Q76032-0	23-1
3GFQ84500-0	35-2	3T5-01032-0	1-13	3T5-10303-0	4-23	3T5Q84480-1	32-2
3GFQ84500-0	35-9	3T5-02100-1	3-2	3T5-10304-0	4-22	3T5Q84490-1	32-1
3GG-06401-0	10-1	3T5-02104-1	3-3	3T5-10314-0	4-18	3T5Q84520-1	32-15
3GG-10100-0	7-19	3T5-02229-0	8-39	3T5-10315-0	4-20	3T5Q84540-1	32-14
3GG-87802-0	26-13	3T5-02230-0	8-35	3T5-10316-0	4-19	3T5Q87301-3	34-5
3GL-87802-0	26-13	3T5-02239-0	8-43	3T5-10317-0	4-2	3T5Q87302-3	34-5
3GLB87090-1	34-1	3T5-02239-0	12-45	3T5-62004-0	22-30	3T5Q87304-3	34-5
3GLQ84550-0	35-8	3T5-02241-0	3-5	3T5-63702-1	7-3	3T7-01175-0	1-46
3GM-06401-0	10-1	3T5-02241-0	7-36	3T5-63718-0	7-20	3T9-76064-0	10-24
3GM-10100-0	7-19	3T5-02245-0	3-9	3T5-63721-0	7-21	3U1-06157-0	4-40
3GM-84550-0	35-20	3T5-03230-0	8-4	3T5-65011-0	14-19	3V1-63035-1	22-11
3GM-87802-0	26-13	3T5-03235-0	8-9	3T5-65016-0	14-18	3V1-63036-0	22-13
3H6-06999-0	10-9	3T5-04116-0	6-7	3T5-65018-2	14-28	3V1-63077-0	22-12
3H6-06999-0	10-12	3T5-04236-0	6-10	3T5-66110-0	25-14	3Y5Q87304-3	34-5
3H6-07257-0	13-2	3T5-04237-0	6-11	3T5-66129-0	25-19	3Y7Q84550-5	35-1
3H6-72100-0	30-1	3T5-04238-0	6-14	3T5-66134-0	25-24	3Y9-06123-0	9-2
3H8-76040-0	10-27	3T5-04239-0	6-15	3T5-67114-0	10-6	3Y9-10302-0	4-31
3J2-00114-0	2-2	3T5-04302-0	6-2	3T5-67147-0	25-15	3Y9-10311-1	4-3
3N4-76142-1	24-29	3T5-04308-0	5-8	3T5-67150-0	24-6	3Y9-10312-0	4-17
3N5-84331-0	29-13	3T5-04308-0	6-5	3T5-67162-0	24-17	3Y9-72194-0	11-5
3N5-84333-0	29-14	3T5-04309-0	5-9	3T5-67578-0	25-40	3Y9-72304-0	33-12
3N5-84336-0	29-15	3T5-04309-0	6-6	3T5-71010-0	12-26	3Y9-72514-0	10-44
3N5-84465-0	29-16	3T5-04310-0	6-1	3T5-71020-0	12-31	3Y9-72514-0	10-44
3PO-06915-0	22-39	3T5-04311-0	6-3	3T5-71040-0	23-10	3Y9-76062-1	10-31
3RO-62473-0	20-24	3T5-04312-0	6-4	3T5-71042-0	33-7	3Y9-76248-0	10-34
3RO-66308-0	19-21	3T5-04313-0	6-8	3T5-72019-0	22-15	3Y9-84560-1	35-14
3RO-66311-0	20-27	3T5-04314-0	6-9	3T5-72050-0	30-3	3Y9-84560-1	35-21
3RO-72181-0	11-4	3T5-04317-0	6-12	3T5-72057-0	24-38	3Z4-06157-0	4-37
3RO-77071-1	20-33	3T5-04318-0	6-13	3T5-72186-0	11-6	3Z4-72573-0	33-6
3RO-77071-1	20-33	3T5-04319-0	6-19	3T5-72195-0	7-37	3Z4-72574-0	20-50
3RO-77075-0	20-34	3T5-06008-1	9-10	3T5-72196-0	4-51	3Z5-06469-0	10-8
3RO-77075-0	20-34	3T5-06145-0	9-8	3T5-72198-0	23-23	3Z5-06470-0	10-11
3RO-77076-0	20-35	3T5-06191-0	9-1	3T5-72537-0	30-16	3Z5-06972-1	3-11
3RO-77076-0	20-35	3T5-06301-0	11-1	3T5-72537-0	35-3	3Z5-10144-0	4-4
3RO-77101-1	20-38	3T5-06437-0	10-25	3T5-72537-0	35-10	3Z5-62470-1	20-21
3RO-77101-1	20-38	3T5-06830-0	23-8	3T5-72537-0	35-15	3Z5-72640-1	30-9
3RO-77112-0	20-41	3T5-06920-0	6-25	3T5-72537-0	35-22	3Z5-72640-1	35-6
3RO-77112-0	20-41	3T5-06971-1	1-20	3T5-72539-0	31-46	3Z5-72640-1	35-18
3RO-77118-0	20-9	3T5-06972-1	4-16	3T5-72570-0	23-11	3Z5-76060-1	10-18
3RO-77173-0	21-21	3T5-09000-0	12-1	3T5-72585-0	10-23	3Z5-76066-0	10-32
3ROQ62470-0	20-21	3T5-10010-0	5-12	3T5-72611-0	23-15	3Z5-77103-0	20-40
3R3-03239-0	8-7	3T5-10012-1	5-11	3T5-72613-1	24-39	3Z5-77103-0	20-40
3R3-76141-0	10-29	3T5-10019-0	5-13	3T5-72618-0	23-14	3Z5-77150-1	20-45
3S7-60213-0	15-10	3T5-10025-0	5-15	3T5-76022-0	23-7	3Z5-77159-0	21-18
3S7-60251-0	15-41	3T5-10041-0	5-23	3T5-76037-0	23-24	3Z5-77165-0	21-17
3S7-60252-0	15-40	3T5-10046-0	5-19	3T5-76079-0	10-42	3Z5-77166-0	21-7
3S7-64302-0	15-9	3T5-10054-0	5-22	3T5-76086-0	29-3	3Z5-77171-0	21-22
3S7-64303-0	15-9	3T5-10060-0	5-1	3T5-76112-0	33-5	3Z5-77175-0	21-20
3S7-66011-0	15-28	3T5-10061-0	5-32	3T5-76114-0	33-4	3Z5-77180-0	21-1
3S7-66013-0	15-29	3T5-10062-0	5-27	3T5-76115-1	29-11	3Z5-77182-0	21-5
3S7-66014-0	15-29	3T5-10063-0	5-4	3T5-76142-1	10-38	3Z5-77190-0	21-2
3S7-66225-0	25-5	3T5-10068-2	5-2	3T5-76174-0	23-19	3Z5-77191-0	21-4
3S7-66241-0	15-35	3T5-10080-1	4-5	3T5-76201-0	32-8	3Z5-77192-0	21-3
3S7Q60090-1	15-1	3T5-10086-0	4-41	3T5-76201-0	32-8	3Z5-77194-0	21-9
3S7Q61110-0	13-16	3T5-10088-0	4-33	3T5-76230-0	23-2	3Z5-77221-0	21-19
3S7Q87302-4	34-5	3T5-10089-2	4-35	3T5-76246-0	10-35	3Z5-77225-0	21-24
3T1-02093-1	5-7	3T5-10091-0	4-13	3T5-76249-0	10-33	3Z5-77367-0	21-23
3T1-10042-0	5-18	3T5-10094-0	4-26	3T5-84335-0	22-36	3Z5-77450-0	21-11

3Z5-77460-0	21-10	9101E3-5855	14-29	940103-0600	11-17	98AB-506000	31-25
3Z5-77601-0	20-26	9101F4-0612	24-13	940103-0600	18-26	98AB-701600	27-7
3Z5-84550-5	35-13	9101F4-0614	22-26	940103-0600	20-31	98AB-70-180	8-19
3Z5B02300-1	1-24	9101F4-0614	25-9	940103-0600	22-27	98AB-70-700	27-6
3Z5Q61411-0	20-20	9101F4-0625	7-12	940103-0600	25-10	98AL-40-205	1-40
3Z5Q62010-0	20-14	9101F4-0635	20-30	940103-0600	30-28	98AL-40-335	1-41
3Z5Q77211-0	20-1	9101F4-0835	1-22	940103-0800	4-15	98AL-40-355	1-39
3Z5Q77212-0	20-4	915203-0816	30-26	940103-0800	8-42	98AT130-055	5-34
3Z5Q77215-0	20-11	9152E3-0845	22-33	940103-0800	12-44	98AY-45-105	4-12
910103-0525	28-33	915303-0825	17-4	940103-0800	15-25	99AA-2-0100	12-23
910103-0610	1-44	9153E3-0825	13-17	940103-0800	19-24	99AA-2-0120	12-18
910103-0610	7-13	9153E3-1022	22-38	940103-0800	28-12	99AA-2-0140	12-17
910103-0610	24-22	916124-0845	1-5	940103-1200	30-7	99AA-2-0140	12-20
910103-0612	20-36	9161E3-0880	15-24	940121-0600	1-29	99AA-2-0160	12-19
910103-0614	26-6	9161F4-0880	13-12	940121-0800	1-6	99AA-2-0200	12-16
910103-0618	1-3	9161F9-0630	1-27	940121-0800	1-23	99AA-2-0200	12-21
910103-0620	20-51	921146-4516	32-9	9401E3-0600	16-11	99AA-2-0200	12-22
910103-0625	11-8	921146-4516	32-9	9401E3-0600	20-31	99AA-6-0175	12-14
910103-0635	7-5	921503-0206	29-6	9401E3-0800	13-13	99AA-6-0570	12-13
910103-0670	25-21	921503-0315	29-4	9401E3-0800	18-15		
910103-0865	4-14	921503-0406	28-16	9401E3-0800	22-35		
910103-5512	6-16	921503-0408	8-6	9401E3-1000	22-21		
910103-5608	20-44	921503-0438	14-8	940221-0500	11-22		
910103-5610	1-45	921503-0438	15-4	9402E3-0800	13-19		
910103-5610	10-28	921503-0510	28-40	9402E3-0800	15-37		
910103-5612	22-40	921503-0512	23-16	9402E3-1000	15-39		
910103-5612	24-40	921503-0520	21-6	9402E3-1200	18-34		
910103-5616	14-31	921503-0608	15-27	941303-0400	24-36		
910103-5616	24-37	921503-0635	9-3	941303-0400	30-22		
910103-5620	1-32	921503-5206	23-13	941303-0400	31-16		
910103-5620	1-51	921503-5510	23-3	941303-0400	31-35		
910103-5620	10-19	921503-5612	20-47	941303-0500	30-15		
910103-5620	16-3	921503-5612	20-49	941303-0500	31-7		
910103-5625	3-10	921503-5612	20-54	941303-0500	31-7		
910103-5625	5-24	921503-6420	7-30	941303-0500	31-23		
910103-5625	13-5	921503-6430	8-3	941303-0500	31-45		
910103-5635	18-38	921521-6408	11-13	941303-0600	9-4		
910103-6512	9-9	921521-6516	3-4	941303-0600	11-18		
910103-6518	6-20	9215E3-5540	13-31	941303-0600	12-6		
910103-6612	4-11	921603-0512	28-2	941303-0600	24-15		
910103-6612	13-23	921603-0518	28-18	941303-0600	25-22		
910103-6612	14-41	921722-0306	8-28	941303-0600	26-7		
910103-6612	23-20	921803-0525	22-8	941321-0500	11-21		
910103-6612	24-30	921903-0625	22-31	941403-1200	25-3		
910103-6614	8-44	922531-6414	8-2	941403-1400	24-11		
910103-6614	10-17	9225F2-6528	8-24	941403-1400	25-18		
910103-6614	12-46	930103-0500	12-11	945103-1800	20-42		
910103-6616	4-44	930103-0500	28-32	945103-1800	20-42		
910103-6616	11-30	930103-0500	31-44	945103-2500	18-25		
910103-6618	7-22	930103-0600	22-41	945103-2800	20-19		
910103-6625	10-39	930103-0600	26-8	945107-2500	2-4		
910103-6625	22-29	930103-0600	28-7	945303-0600	19-15		
910103-6630	6-21	930103-0800	8-41	945303-0600	28-25		
910103-6630	8-12	930103-0800	12-43	951403-0310	22-6		
910103-6630	10-2	930103-0800	13-18	951403-0312	14-39		
910103-6630	12-32	930103-0800	18-14	951403-3510	15-31		
910103-6630	20-6	930103-1000	22-22	951403-3514	15-30		
910103-6640	8-32	9301E3-0600	20-32	951403-3516	20-23		
910103-6820	11-28	930203-0400	30-23	951407-0312	14-34		
910103-6825	11-23	930203-0400	31-15	951503-0212	19-17		
910103-6825	11-27	930203-0400	31-34	951503-0212	25-27		
910103-7625	9-11	930203-0500	30-14	951503-0215	25-35		
910103-7635	10-14	930203-0500	31-6	951503-0325	16-30		
910103-7835	5-30	930203-0500	31-6	951603-0800	7-10		
910121-5620	1-10	930203-0500	31-22	951603-0800	25-29		
910124-7630	5-10	930203-0600	7-25	951603-0800	25-29		
9101E3-0612	20-36	930203-0600	11-19	951603-1000	20-10		
9101E3-0625	22-14	930222-0300	8-29	951703-0800	25-12		
9101E3-0630	24-4	930403-0400	14-9	9601-0-6007	16-6		
9101E3-0830	18-53	930403-0400	15-5	9601-0-6203	5-17		
9101E3-0830	20-16	930403-0500	13-32	965002-0803	16-23		
9101E3-5612	18-48	930403-0600	25-23	9701-1-1110	1-33		
9101E3-5612	18-50	930403-0600	26-10	98AB-30-310	7-32		
9101E3-5612	20-13	930403-0800	17-5	98AB-50-075	1-35		
9101E3-5612	20-13	930403-0800	22-34	98AB-50-075	8-17		
9101E3-5612	20-56	930403-0800	30-27	98AB-50-115	1-36		
9101E3-5612	22-10	930403-1200	18-33	98AB-50-190	8-33		
9101E3-5620	18-36	940103-0500	6-17	98AB-50-250	1-34		
9101E3-5625	1-14	940103-0500	23-17	98AB-50-250	24-46		
9101E3-5820	19-5	940103-0500	25-30	98AB-50-260	8-45		
9101E3-5835	13-15	940103-0600	1-28	98AB-50-260	24-44		
9101E3-5835	14-42	940103-0600	7-14	98AB-50-280	4-48		
9101E3-5835	18-45	940103-0600	7-26	98AB-50-600	4-47		

トーハツ船外機
パーツカタログ

PARTS CATALOG

MD 40B₂
50B₂

000001AX~

TOHATSU CORPORATION

**Address : 5-4,3-chome,Azusawa,Itabashi-ku,
TOKYO,174-0051 JAPAN**

Phone : TOKYO (03)3966-3117

FAX : TOKYO (03)3966-0090

Website : www.tohatsu.co.jp

本 社 〒174-0051 東京都板橋区小豆沢3-5-4 03(3966)3116
マリン九州 〒812-0892 福岡市博多区東那珂2-10-55 092(411)8770
マリン関西 〒530-0043 大阪市北区天満1-8-27 06(6358)2971
マリン関東 〒174-0051 東京都板橋区小豆沢3-5-4 03(3966)2222